

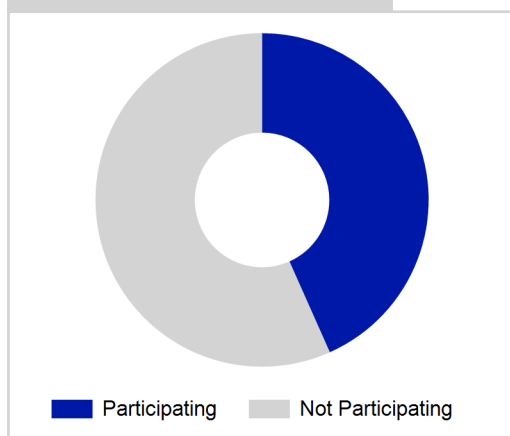
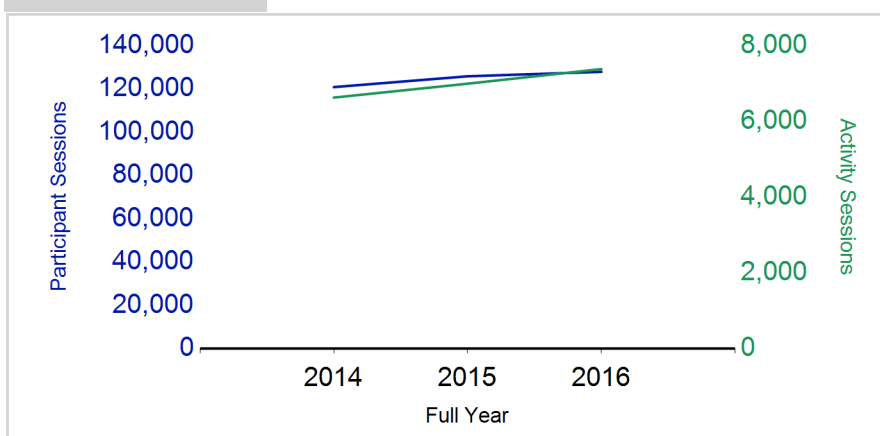
Term Report: East Dunbartonshire Council

Academic Year : 2016/2017, Term(s) : Full Year

Putting sport first

sportscotland
the national agency for sport

% School Roll Participating

Participant Sessions¹

	2014 Full Year	2015 Full Year	2016 Full Year
Activity Sessions	6,626	6,993	7,379
% Purely voluntary	82%	76%	77%
Activity Session Blocks ³	793	831	950
Avg. Activity Sessions / Block ⁴	8.4	8.4	7.8
Different Activities	42	38	46
Participant Sessions¹	120,791	125,801	127,846
% Female	50%	49%	49%
Distinct Participants²	6,695	6,751	7,297
Total School Roll	15,813	16,018	16,018
% Participating	42%	42%	46%
Distinct Deliverers⁵	552	620	676
% Volunteers	86%	87%	85%
Qualified Volunteers	197	253	274
Secondary Pupils	142	172	210
Total Deliverer Sessions ⁶	12,417	14,119	15,953
Avg. Deliverers Sessions / Deliverers	22.5	22.8	23.6
School Club Links	255	235	372
Schools with at least one link	44	44	45
Clubs with at least one link	49	49	59

1. Participant Sessions are the 'visits' pupils have made to activities. These figures do not represent the distinct pupils, and should only be taken as indicative of participation.

2. Distinct participants are pupils who have attended at least one session of Active Schools supported activity across the selected year/term (whether this was in a single or multiple school activity).

3. Activities are recorded in ASMO as 'Activity Session Blocks' which describe a group who meet to take part in an activity.

4. The Average Activity Sessions/Block figure shows the average length of a block (i.e. how many weeks did the average block run for?)

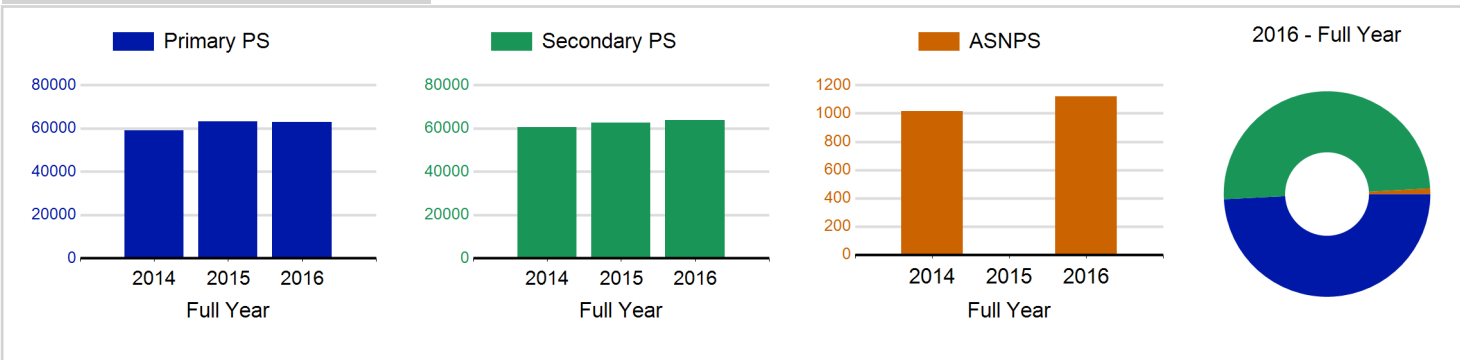
5. Distinct Deliverers are deliverers who have delivered at least one session of Active Schools supported activity across the selected year/term.

6. Deliverer Sessions are the 'visits' deliverers have made to activities. These figures do not represent the distinct deliverers, and should only be taken as indicative of delivery. Distinct deliverer information is only available at the local authority level.

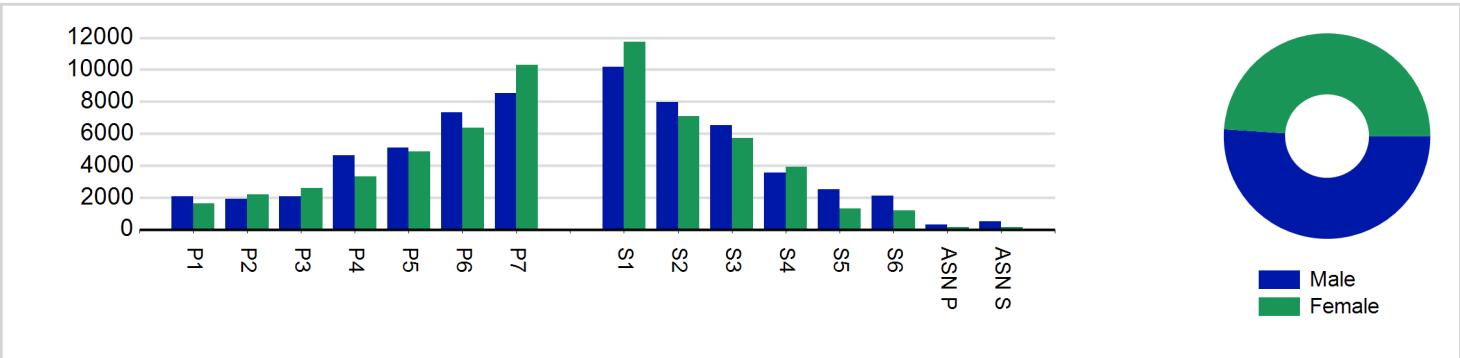
7. School Roll details are taken from the Pupil Census as at September of the Academic Year. Summaries available at <http://www.gov.scot/topics/statistics/browse/school-education/datasets>

8. Distinct Participant data collection 2011 onwards

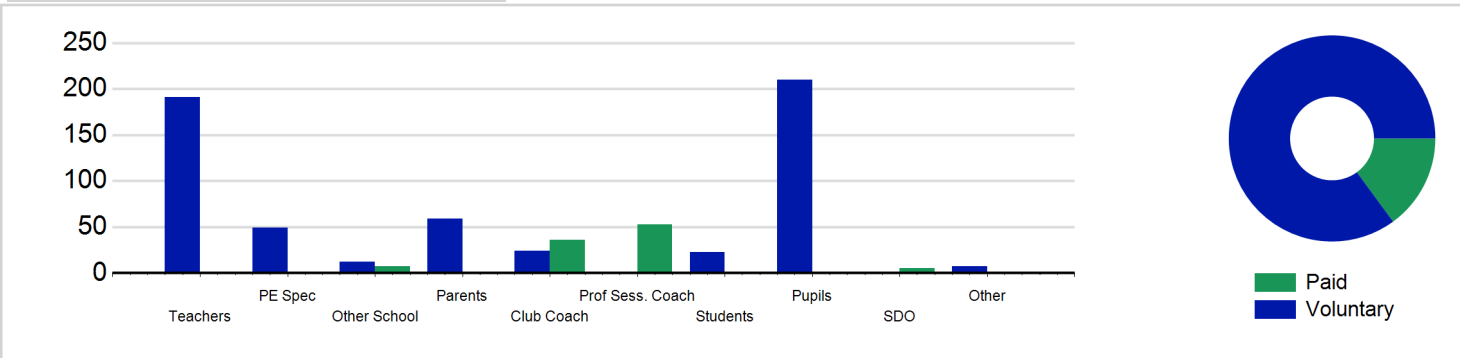
Participant Sessions¹ by School Type



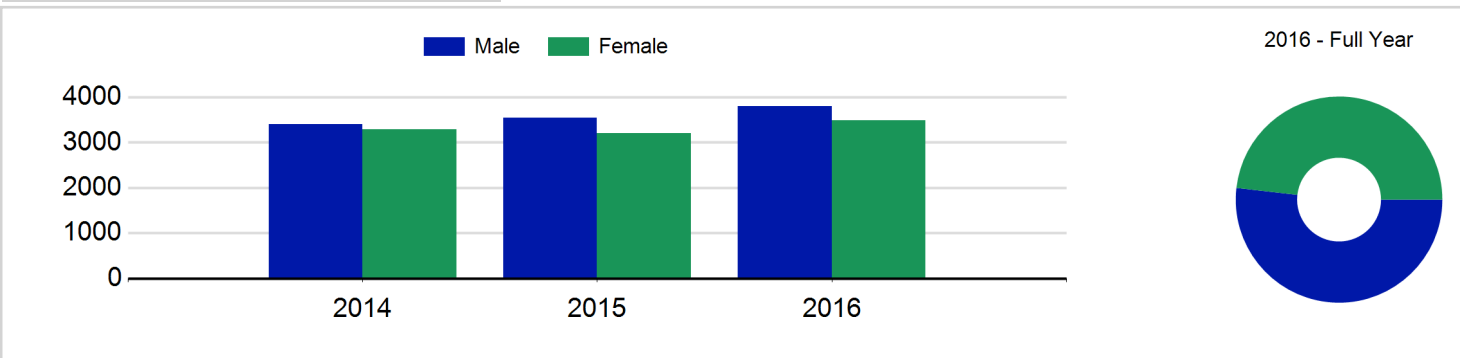
Participant Sessions¹ by Year Group and Gender



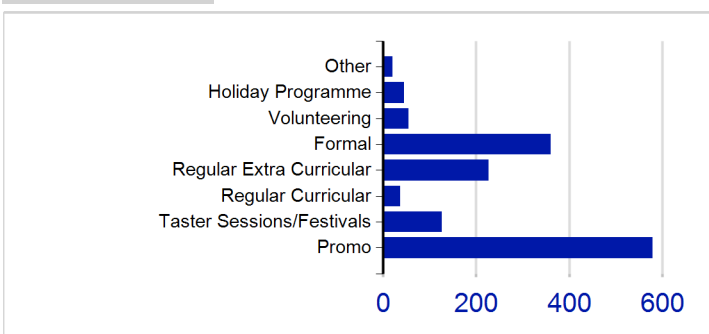
Distinct Deliverers



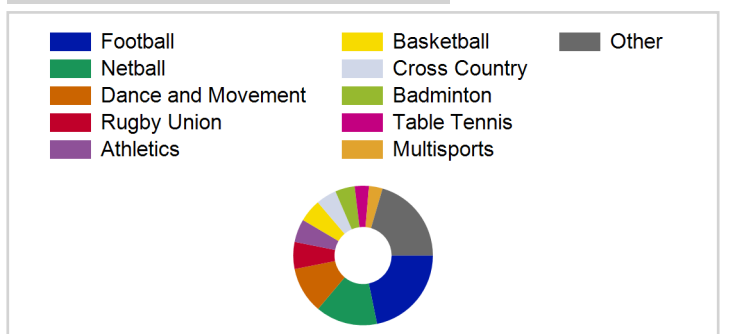
Distinct Participants² by Gender



School/Club Links



Top 10 Activities. by Participant Sessions¹



Term Report: East Dunbartonshire Council

Academic Year : 2016/2017, Term(s) : Full Year

Putting sport first

sportscotland
the national agency for sport

Participant Sessions¹ by Year Group and Gender

	Male	Female
P1	2,064	1,624
P2	1,897	2,211
P3	2,059	2,588
P4	4,634	3,313
P5	5,108	4,897
P6	7,324	6,366
P7	8,517	10,288
S1	10,163	11,753
S2	7,959	7,083
S3	6,543	5,726
S4	3,569	3,905
S5	2,530	1,311
S6	2,103	1,193
ASN P	323	158
ASN S	490	147
Total	65,283	62,563

Distinct Deliverers⁵ by Type

	Paid	Voluntary
Teachers		191
PE Spec		49
Other School	7	12
Parents		59
Club Coach	36	24
Prof Sess. Coach	53	
Students		23
Pupils		210
SDO	5	
Other		7
Total	101	575

Distinct Participants² by Gender

Male	3,804
Female	3,493
Total	7,297