

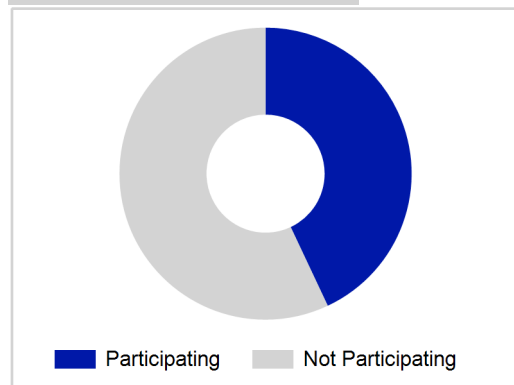
# Term Report: National

Academic Year : 2015/2016, Term(s) : Full Year

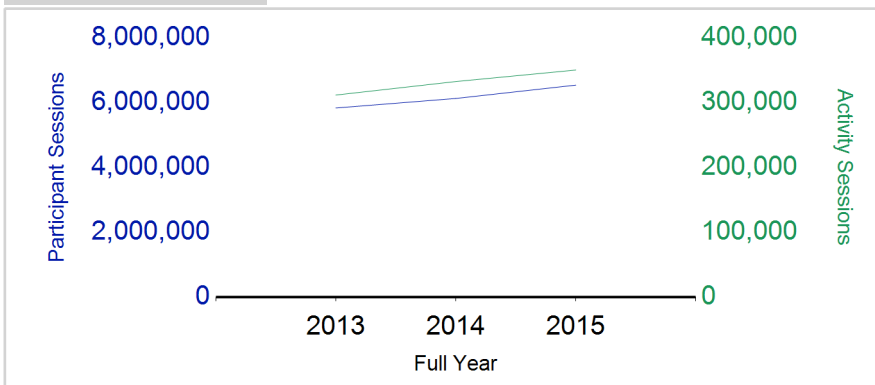
Putting Sport First

**sportscotland**  
 the national agency for sport

## % School Roll Participating



## Participant Sessions<sup>1</sup>



	2013 Full Year	2014 Full Year	2015 Full Year
<b>Activity Sessions</b>	<b>312,043</b>	<b>332,910</b>	<b>350,664</b>
% Purely voluntary	67%	67%	66%
Activity Session Blocks <sup>3</sup>	36,765	39,232	41,217
Avg Activity Sessions / Block <sup>4</sup>	8.5	8.5	8.5
Different Activities	111	112	108
<b>Participant Sessions<sup>1</sup></b>	<b>5,840,036</b>	<b>6,135,439</b>	<b>6,547,634</b>
% Female	46%	46%	46%
<b>Distinct Participants<sup>2</sup></b>	<b>270,691</b>	<b>275,298</b>	<b>289,818</b>
Total School Roll	672,459	675,192	678,193
% Participating	40%	41%	43%
<b>Distinct Deliverers<sup>5</sup></b>	<b>19,232</b>	<b>20,582</b>	<b>22,190</b>
% Volunteers	84%	86%	87%
Qualified Volunteers	8,974	9,377	9,671
Secondary Pupils	3,790	4,642	5,030
Total Deliverer Sessions <sup>6</sup>	568,475	601,865	641,770
Avg Deliverers Sessions / Deliverer	29.6	29.2	28.9
<b>School Club Links</b>	<b>21,209</b>	<b>21,143</b>	<b>23,460</b>
Schools with at least 1 link	2,456	2,450	2,450
Clubs with at least 1 link	2,572	2,587	2,682

1. Participant Sessions are the 'visits' pupils have made to activities. These figures do not represent the distinct pupils, and should only be taken as indicative of participation

2. Distinct participants are pupils who have attended at least one session of Active Schools supported activity across the selected year/term (whether this was in a single or multiple school activity).

3. Activities are recorded in ASMO as 'Activity Session Blocks' which describe a group who meet to take part in an activity.

4. The Average Activity Sessions/Block figure shows the average length of a block (i.e. how many weeks did the average block run for?)

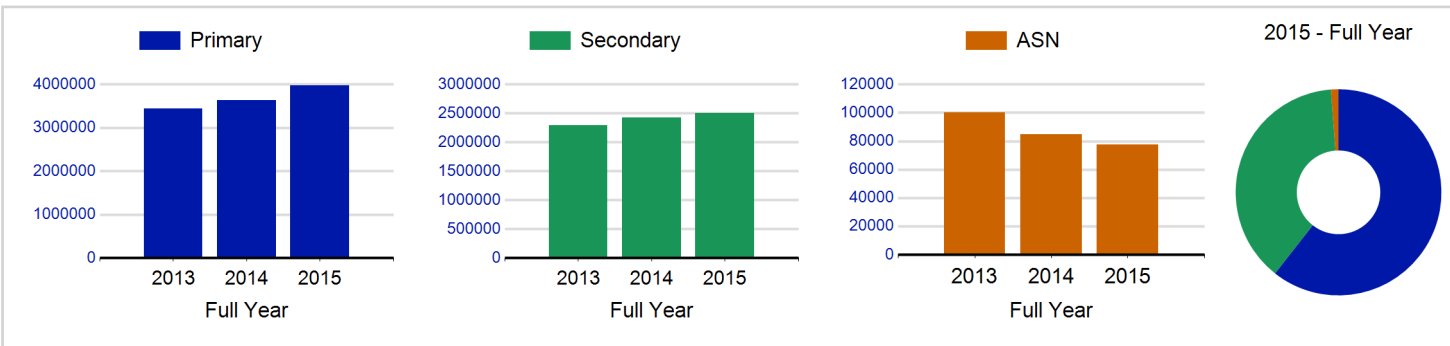
5. Distinct Deliverers are deliverers who have delivered at least one session of Active Schools supported activity across the selected year/term.

6. Deliverer Sessions are the 'visits' deliverers have made to activities. These figures do not represent the distinct deliverers, and should only be taken as indicative of delivery. Distinct deliverer information is only available at the local authority level.

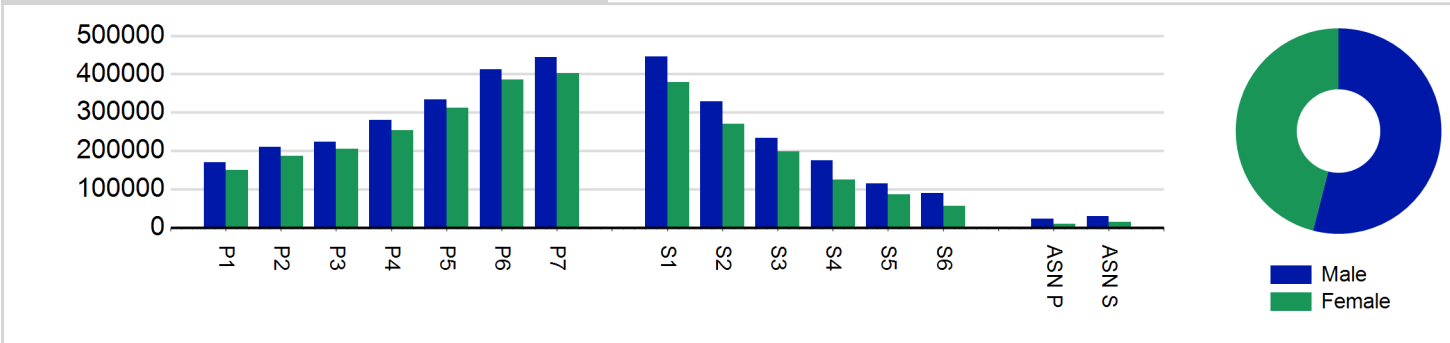
7. School Roll details are taken from the Pupil Census as at September of the academic year. Summaries available at [http://www.gov.scot/topics/statistics/browse/school\\_education/datasets](http://www.gov.scot/topics/statistics/browse/school_education/datasets).

8. Distinct Participant data collection 2011 onwards

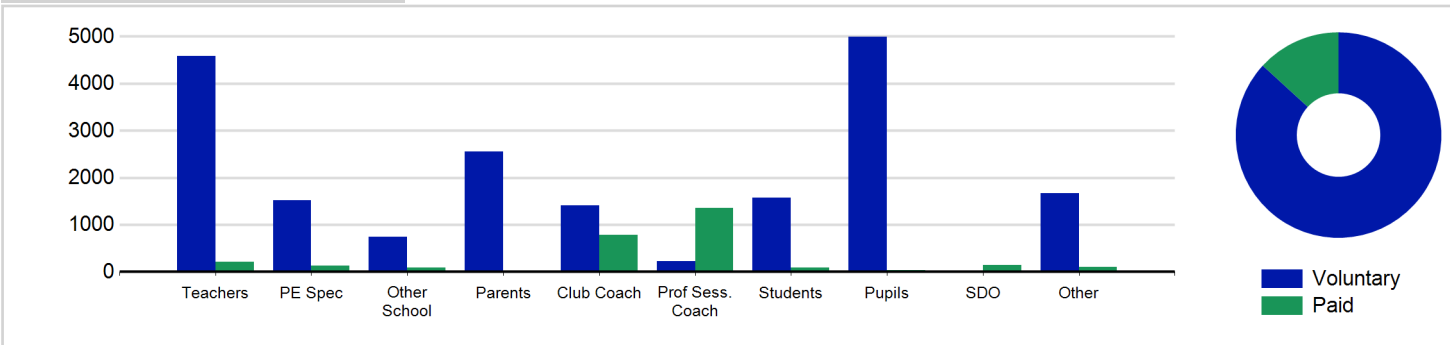
### Participant Sessions<sup>1</sup> by School Type



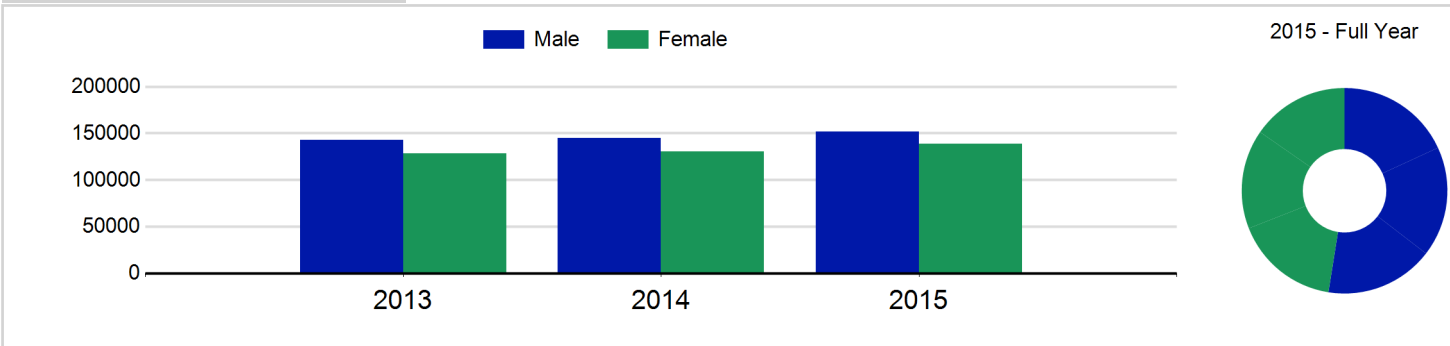
### Participant Sessions<sup>1</sup> by Year Group and Gender



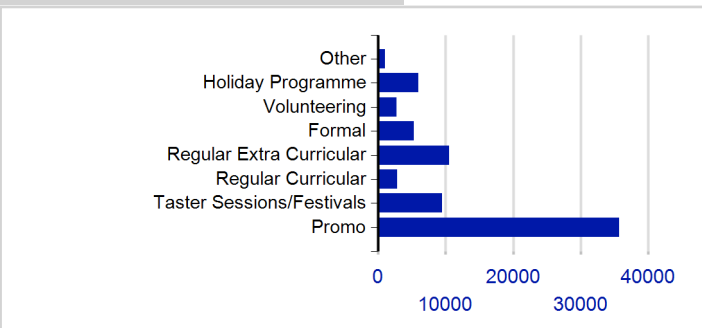
### Distinct Deliverers<sup>5</sup>



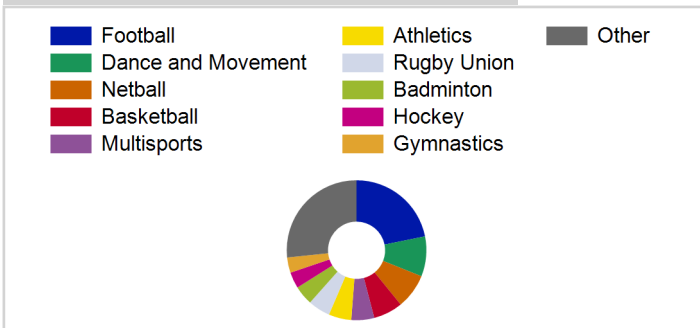
### Distinct Participants<sup>2</sup> by Gender



### School/Club Links



### Top 10 Activities by Participant Sessions<sup>1</sup>



# Term Report: National

Academic Year : 2015/2016, Term(s) : Full Year

Putting Sport First

**sportscotland**  
the national agency for sport

Participant Sessions<sup>1</sup> by Year Group and Gender

	Male	Female
<b>P1</b>	170,571	149,362
<b>P2</b>	209,712	186,033
<b>P3</b>	223,903	205,326
<b>P4</b>	279,782	253,917
<b>P5</b>	333,129	311,961
<b>P6</b>	411,803	385,987
<b>P7</b>	443,751	402,363
<b>S1</b>	445,149	378,509
<b>S2</b>	329,446	270,268
<b>S3</b>	232,955	199,059
<b>S4</b>	174,575	124,889
<b>S5</b>	114,567	86,400
<b>S6</b>	90,298	56,305
<b>ASN P</b>	23,604	9,067
<b>ASN S</b>	30,282	14,661
<b>Total</b>	<b>3,513,527</b>	<b>3,034,107</b>

Distinct Deliverers<sup>5</sup> by Type

	Paid	Voluntary
<b>Teachers</b>	206	4,583
<b>PE Spec</b>	130	1,521
<b>Other School</b>	83	748
<b>Parents</b>	13	2,548
<b>Club Coach</b>	786	1,406
<b>Prof Sess. Coach</b>	1,349	227
<b>Students</b>	82	1,572
<b>Pupils</b>	37	4,993
<b>SDO</b>	142	0
<b>Other</b>	98	1,666
<b>Total</b>	<b>2,926</b>	<b>19,264</b>

Distinct Participants<sup>2</sup> by Gender

<b>Male</b>	151,552
<b>Female</b>	138,266
<b>Total</b>	<b>289,818</b>