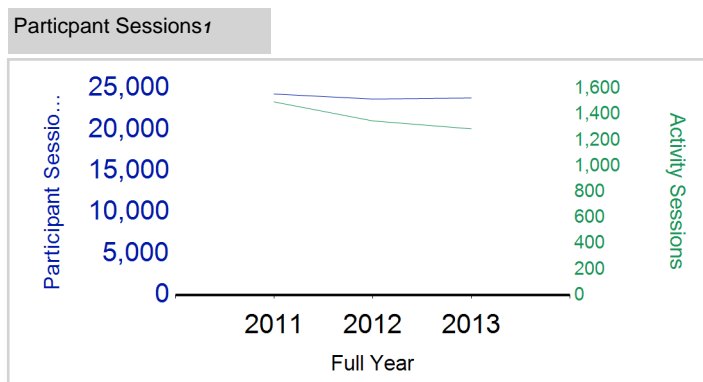


# Term Report: Comhairle nan Eilean Siar

Academic Year : 2013/2014, Term(s) : Full Year

Putting Sport First

**sportscotland**  
 the national agency for sport


	2011 Full Year	2012 Full Year	2013 Full Year
<b>Activity Sessions</b>	<b>1,496</b>	<b>1,349</b>	<b>1,287</b>
% Purely voluntary	79%	90%	87%
Activity Session Blocks <sup>2</sup>	180	160	157
Avg Activity Sessions / Blocks <sup>3</sup>	8.3	8.4	8.2
Different Activities	23	24	23
<b>Participant Sessions<sup>1</sup></b>	<b>24,331</b>	<b>23,720</b>	<b>23,849</b>
% Female	42%	40%	38%
<b>Distinct Deliverers<sup>4</sup></b>	<b>242</b>	<b>145</b>	<b>189</b>
% Volunteers	90%	80%	87%
Qualified Volunteers	123	83	77
Secondary Pupils	58	9	19
Total Deliverer Sessions <sup>5</sup>	3,480	2,947	3,183
Avg Deliverers Sessions / Deliverer	14.4	20.3	16.8
<b>School Club Links</b>	<b>268</b>	<b>202</b>	<b>240</b>
Schools with at least 1 link	40	33	29
Clubs with at least 1 link	30	25	29

1. Participant Sessions are the 'visits' pupils have made to activities. These figures do not represent the distinct pupils, and should only be taken as indicative of participation

2. Activities are recorded in ASMO as 'Activity Session Blocks' which describe a group who meet to take part in an activity.

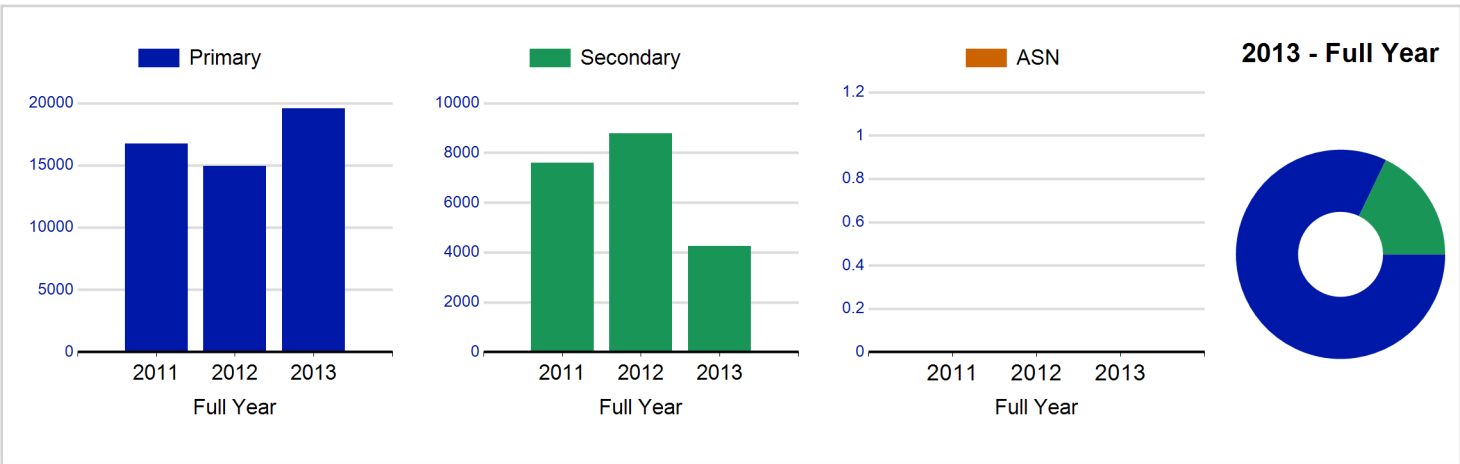
3. The Average Activity Sessions/Block figure shows the average length of a block (i.e. how many weeks did the average block run for?)

4. Distinct Deliverers are deliverers who have delivered at least one session of Active Schools supported activity across the selected year/term.

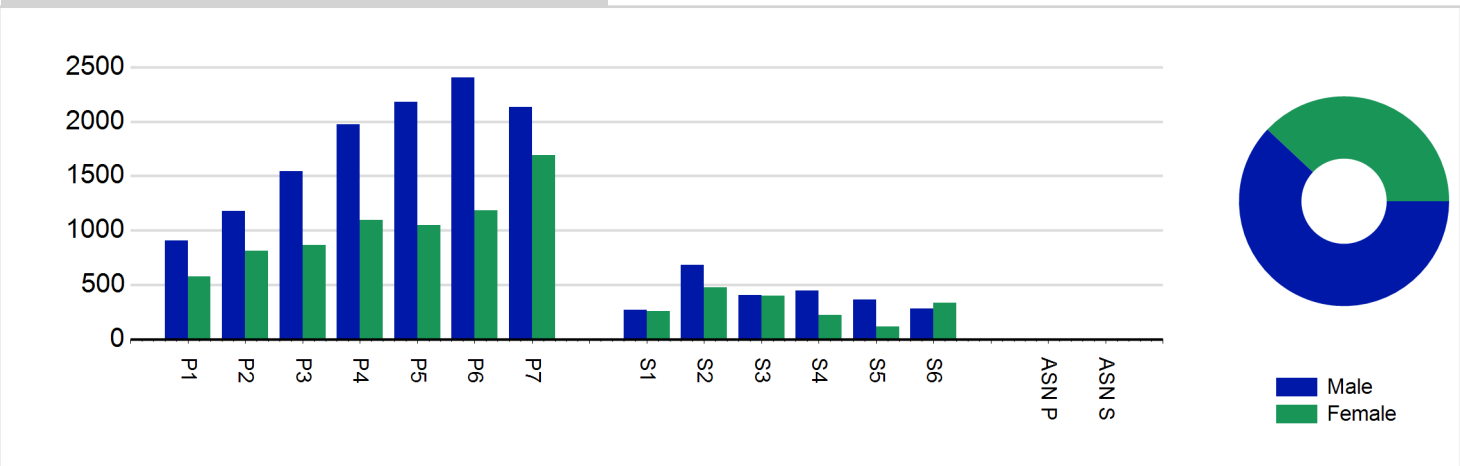
5. Deliverer Sessions are the 'visits' deliverers have made to activities. These figures do not represent the distinct deliverers, and should only be taken as indicative of delivery. Distinct deliverer information is only available at the local authority level.

6. Figures with N/A are not available for the 2008-11 phase of Active Schools. Charts which refer to information pre 2011 will show a huge increase from 0 – this is because we cannot include any 2008-2011 data at this level.

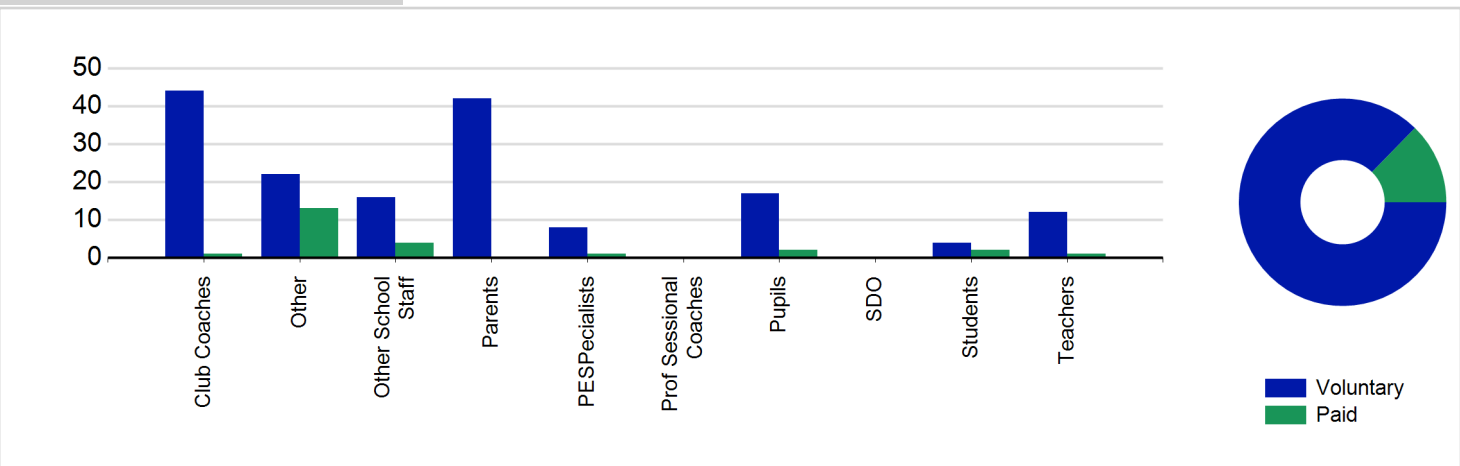
Participant Sessions<sup>1</sup> by School Type



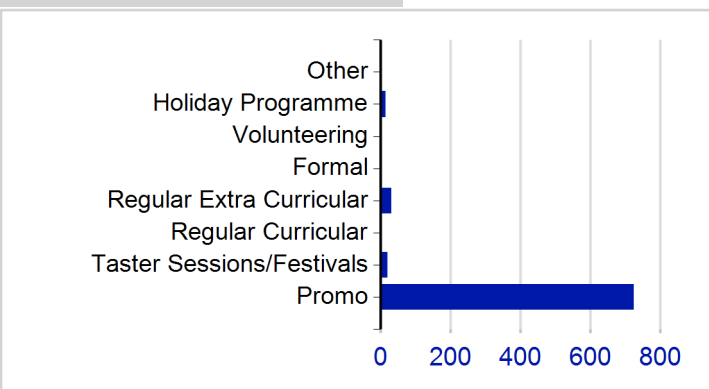
Participant Sessions<sup>1</sup> by Year Group and Gender



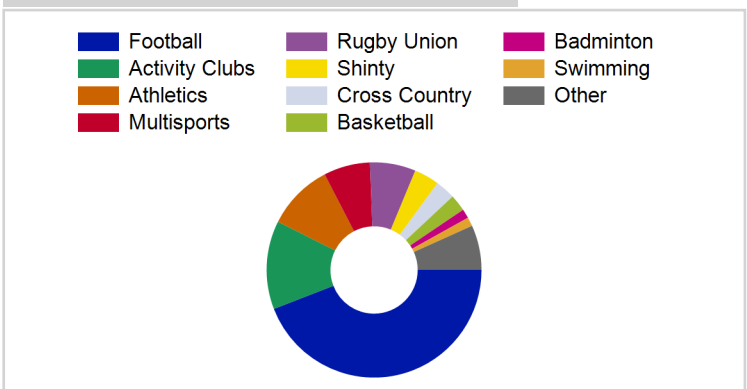
Distinct Deliverers<sup>4</sup>



School/Club Links



Top 10 Activities by Participant Sessions<sup>1</sup>



# Term Report: Comhairle nan Eilean Siar

Academic Year : 2013/2014, Term(s) : Full Year

Putting Sport First

**sportscotland**  
the national agency for sport

## Participant Sessions 7 by Yeargroup and Gender

	Male	Female
<b>P1</b>	908	578
<b>P2</b>	1,177	814
<b>P3</b>	1,546	863
<b>P4</b>	1,975	1,096
<b>P5</b>	2,178	1,045
<b>P6</b>	2,402	1,182
<b>P7</b>	2,132	1,691
<b>S1</b>	270	259
<b>S2</b>	684	477
<b>S3</b>	408	398
<b>S4</b>	447	225
<b>S5</b>	362	119
<b>S6</b>	281	332
<b>ASN P</b>	0	0
<b>ASN S</b>	0	0
<b>Total</b>	<b>14,770</b>	<b>9,079</b>

## Distinct Deliverers 4 by Type

	Paid	Voluntary
<b>Parents</b>	0	42
<b>Teachers</b>	1	12
<b>PESpecialists</b>	1	8
<b>Other School Staff</b>	4	16
<b>Club Coaches</b>	1	44
<b>Prof Sessional Coaches</b>	0	0
<b>Students</b>	2	4
<b>Pupils</b>	2	17
<b>SDO</b>	0	0
<b>Other</b>	13	22
<b>Total</b>	<b>24</b>	<b>165</b>