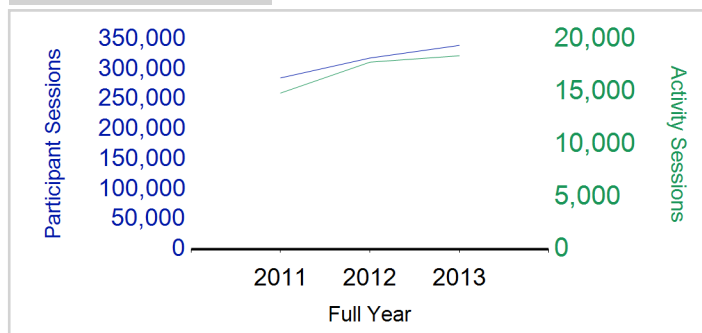


Term Report: Highland Council

Academic Year : 2013/2014, Term(s) : Full Year

Putting Sport First

sportscotland
 the national agency for sport
Participant Sessions¹

	2011 Full Year	2012 Full Year	2013 Full Year
Activity Sessions	14,895	17,838	18,447
% Purely voluntary	78%	79%	79%
Activity Session Blocks ²	1,827	2,239	2,322
Avg Activity Sessions / Blocks ³	8.2	8.0	7.9
Different Activities	71	74	69
Participant Sessions¹	285,900	319,074	340,151
% Female	41%	42%	44%
Distinct Deliverers⁴	1,114	1,355	1,082
% Volunteers	91%	92%	93%
Qualified Volunteers	587	588	531
Secondary Pupils	179	289	201
Total Deliverer Sessions ⁵	32,055	37,899	38,155
Avg Deliverers Sessions / Deliverer	28.8	28.0	35.3
School Club Links	946	1,135	1,226
Schools with at least 1 link	188	196	196
Clubs with at least 1 link	212	211	219

1. Participant Sessions are the 'visits' pupils have made to activities. These figures do not represent the distinct pupils, and should only be taken as indicative of participation

2. Activities are recorded in ASMO as 'Activity Session Blocks' which describe a group who meet to take part in an activity.

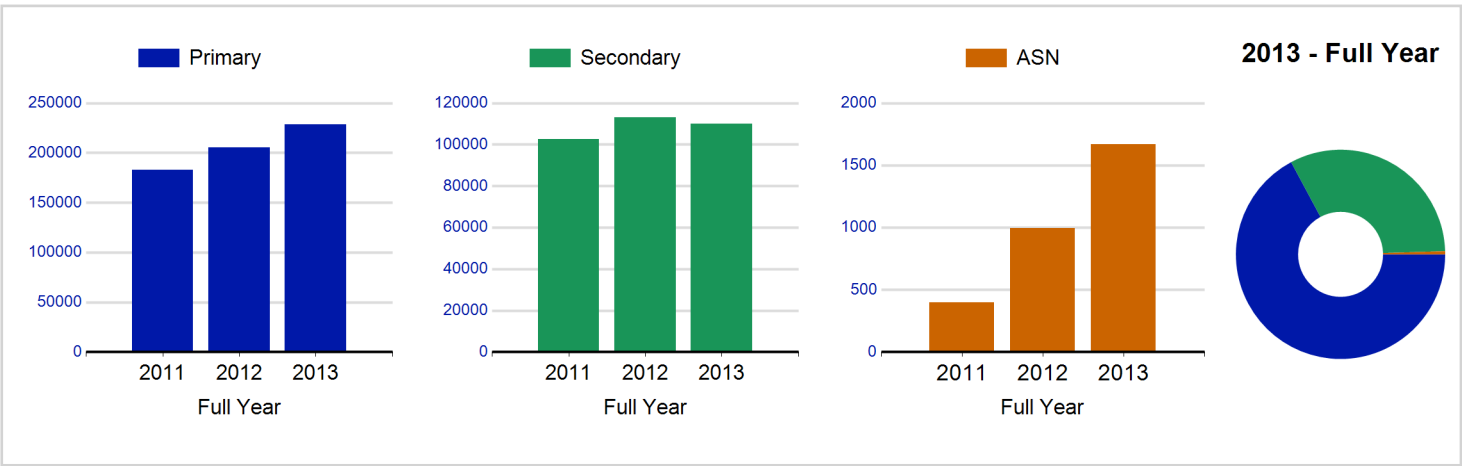
3. The Average Activity Sessions/Block figure shows the average length of a block (i.e. how many weeks did the average block run for?)

4. Distinct Deliverers are deliverers who have delivered at least one session of Active Schools supported activity across the selected year/term.

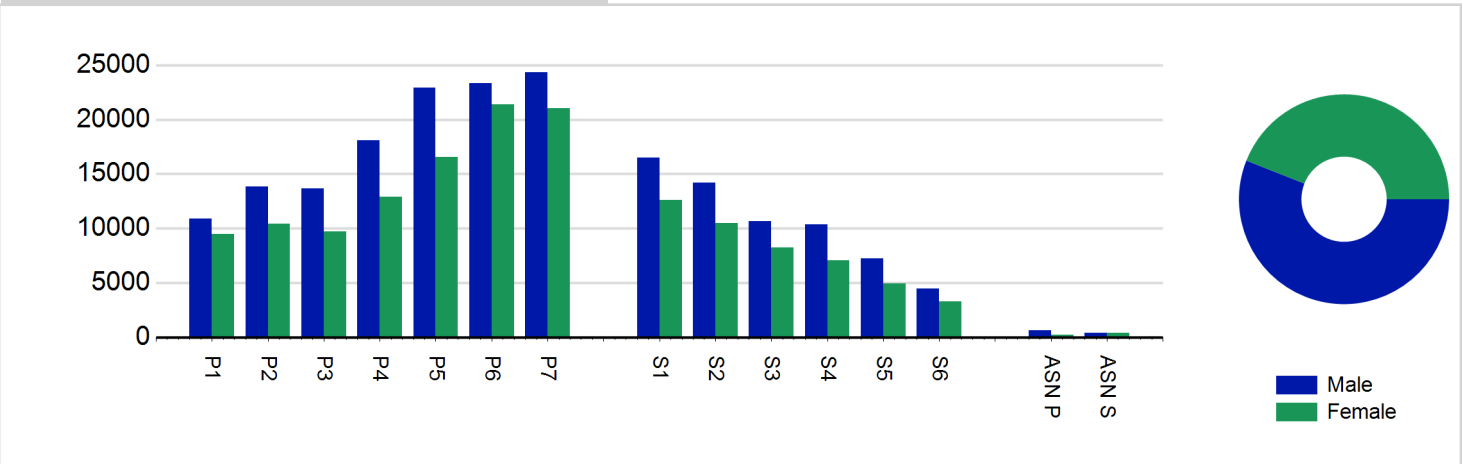
5. Deliverer Sessions are the 'visits' deliverers have made to activities. These figures do not represent the distinct deliverers, and should only be taken as indicative of delivery. Distinct deliverer information is only available at the local authority level.

6. Figures with N/A are not available for the 2008-11 phase of Active Schools. Charts which refer to information pre 2011 will show a huge increase from 0 – this is because we cannot include any 2008-2011 data at this level.

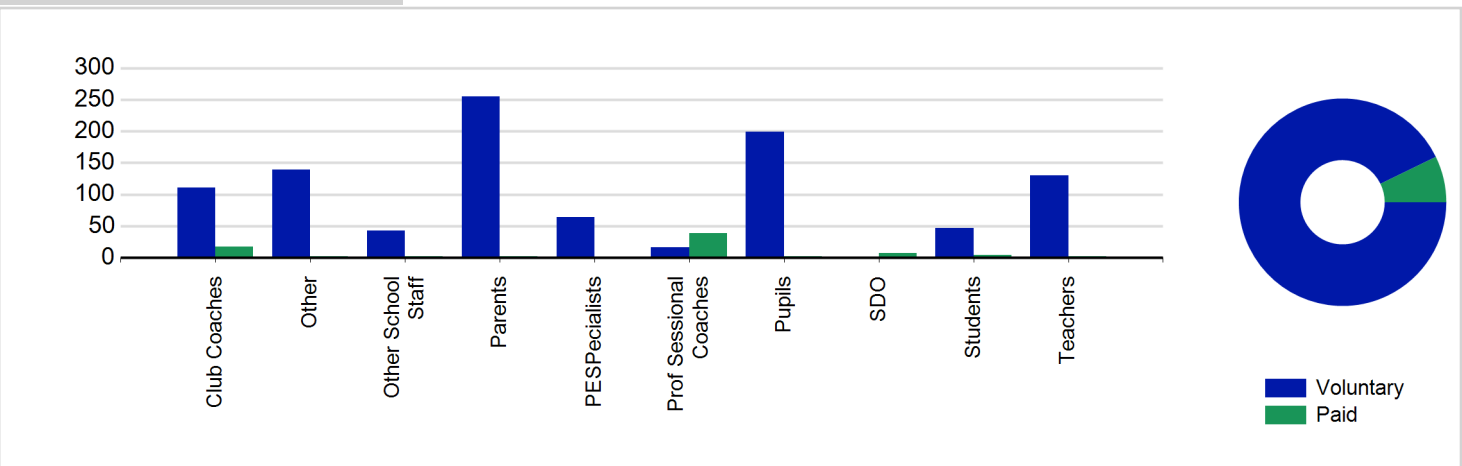
Participant Sessions¹ by School Type



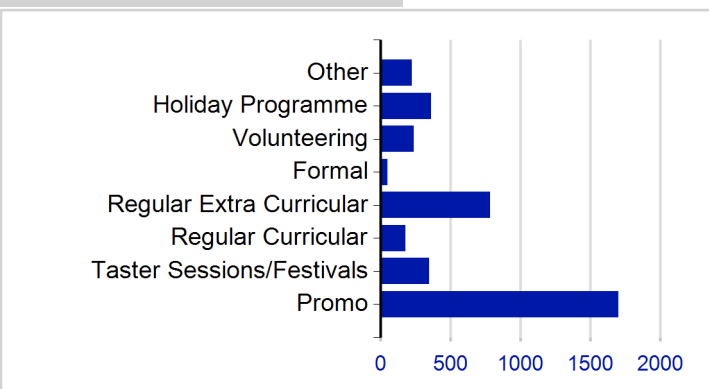
Participant Sessions¹ by Year Group and Gender



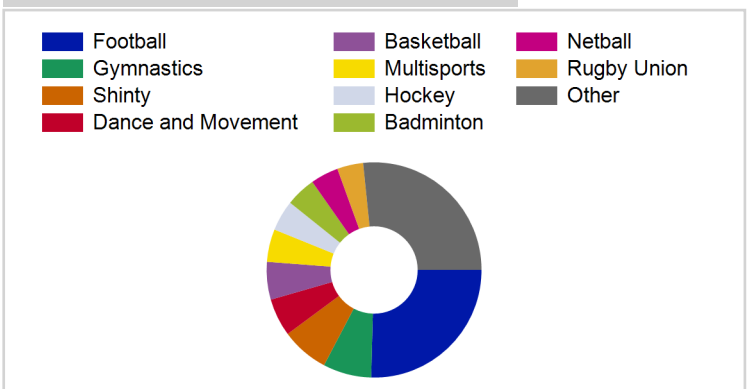
Distinct Deliverers⁴



School/Club Links



Top 10 Activities by Participant Sessions¹



Term Report: Highland Council

Academic Year : 2013/2014, Term(s) : Full Year

Putting Sport First

sportscotland
the national agency for sport

Participant Sessions 7 by Yeargroup and Gender

	Male	Female
P1	10,902	9,455
P2	13,838	10,415
P3	13,676	9,728
P4	18,064	12,886
P5	22,904	16,579
P6	23,310	21,382
P7	24,308	21,013
S1	16,523	12,630
S2	14,196	10,458
S3	10,681	8,227
S4	10,348	7,054
S5	7,220	4,919
S6	4,492	3,275
ASN P	604	230
ASN S	422	412
Total	191,488	148,663

Distinct Deliverers 4 by Type

	Paid	Voluntary
Parents	2	255
Teachers	2	130
PESpecialists	1	64
Other School Staff	2	43
Club Coaches	17	111
Prof Sessional Coaches	39	16
Students	4	47
Pupils	2	199
SDO	7	0
Other	2	139
Total	78	1,004