

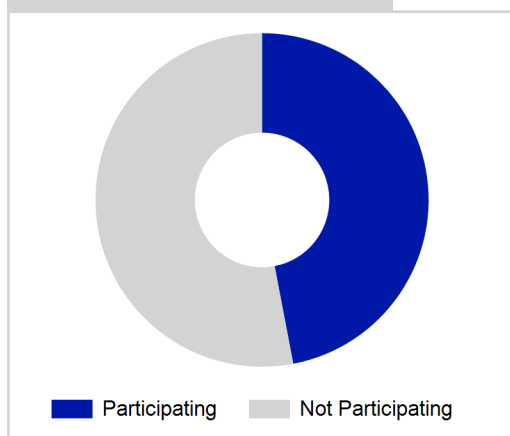
Term Report: Glasgow City Council

Academic Year : 2015/2016, Term(s) : Full Year

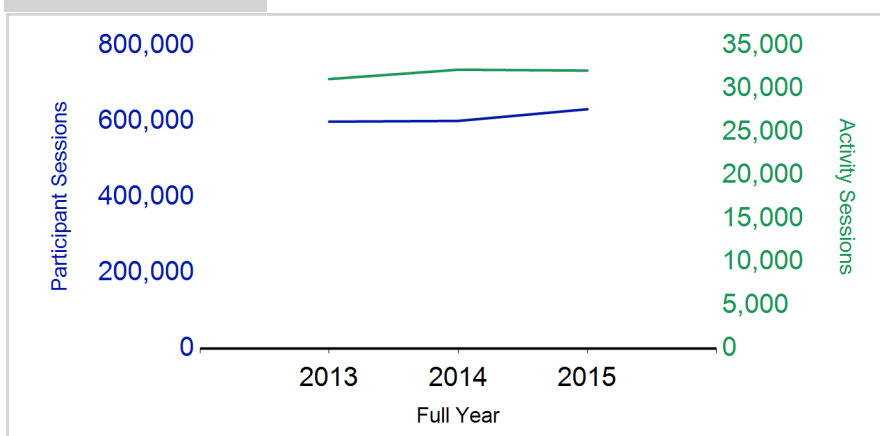
Putting sport first

sportscotland
the national agency for sport

% School Roll Participating



Participant Sessions¹



	2013 Full Year	2014 Full Year	2015 Full Year
Activity Sessions	31,125	32,207	32,104
% Purely voluntary	38%	41%	41%
Activity Session Blocks ³	3827	4095	4113
Avg. Activity Sessions / Block ⁴	8.1	7.9	7.8
Different Activities	67	66	74
Participant Sessions¹	599,061	601,053	631,944
% Female	45%	44%	45%
Distinct Participants²	30,333	31,665	32,096
Total School Roll	66,181	65,355	67,949
% Participating	46%	48%	47%
Distinct Deliverers⁵	1,475	1,540	1,419
% Volunteers	53%	59%	53%
Qualified Volunteers	523	442	327
Secondary Pupils	88	201	162
Total Deliverer Sessions ⁶	43,731	43,380	43,851
Avg. Deliverers Sessions / Deliverers	29.6	28.2	30.9
School Club Links	1,219	1,190	1,065
Schools with at least one link	191	190	187
Clubs with at least one link	191	181	171

1. Participant Sessions are the 'visits' pupils have made to activities. These figures do not represent the distinct pupils, and should only be taken as indicative of participation.

2. Distinct participants are pupils who have attended at least one session of Active Schools supported activity across the selected year/term (whether this was in a single or multiple school activity).

3. Activities are recorded in ASMO as 'Activity Session Blocks' which describe a group who meet to take part in an activity.

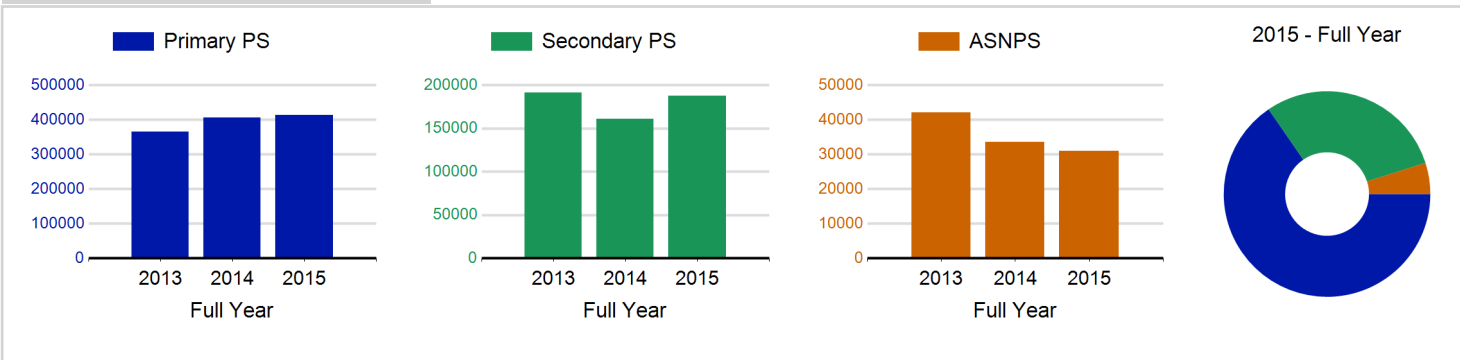
4. The Average Activity Sessions/Block figure shows the average length of a block (i.e. how many weeks did the average block run for?)

5. Distinct Deliverers are deliverers who have delivered at least one session of Active Schools supported activity across the selected year/term.

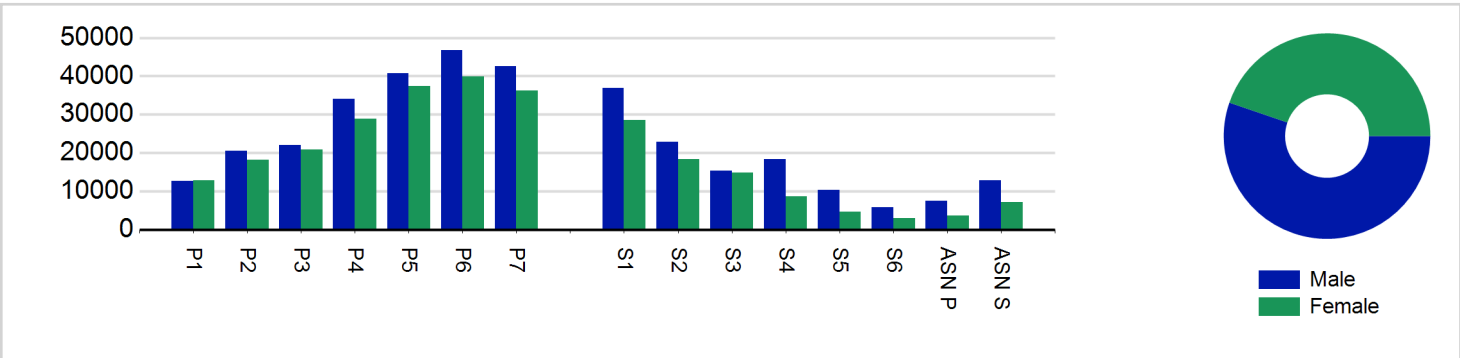
6. Deliverer Sessions are the 'visits' deliverers have made to activities. These figures do not represent the distinct deliverers, and should only be taken as indicative of delivery. Distinct deliverer information is only available at the local authority level.

7. School Roll details are taken from the Pupil Census as at September of the Academic Year. Summaries available at <http://www.gov.scot/topics/statistics/browse/school-education/datasets>

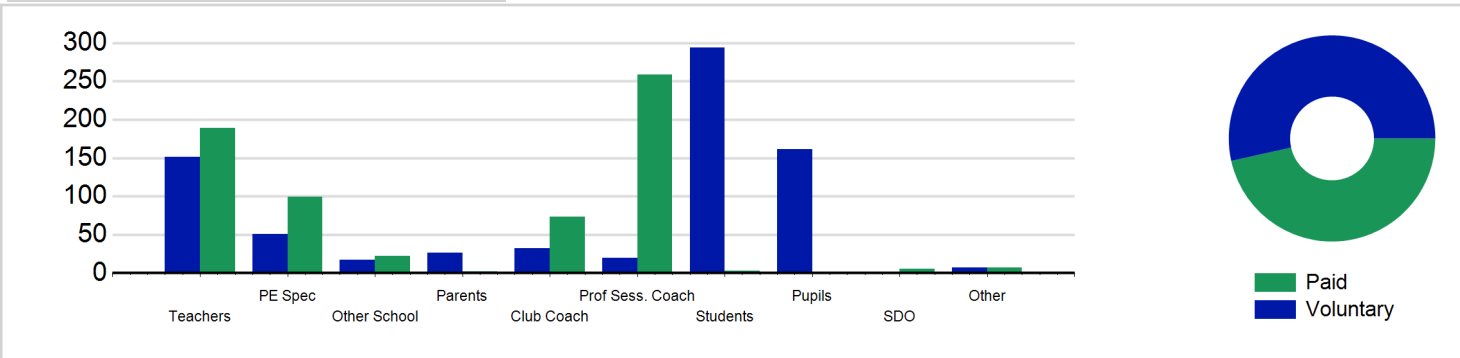
Participant Sessions¹ by School Type



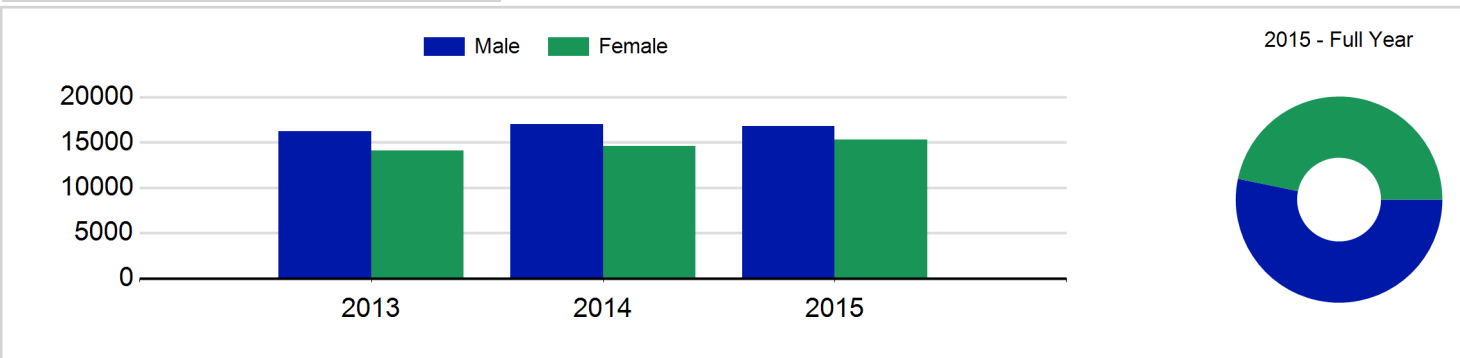
Participant Sessions¹ by Year Group and Gender



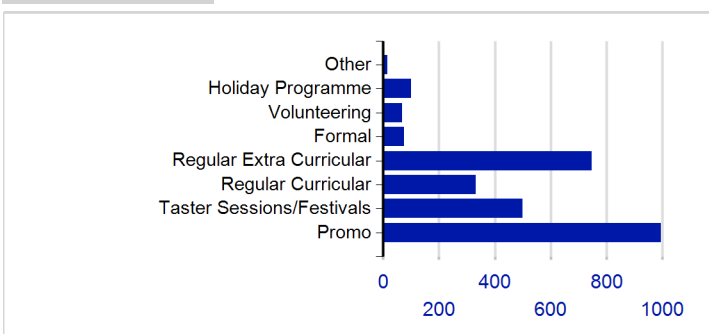
Distinct Deliverers



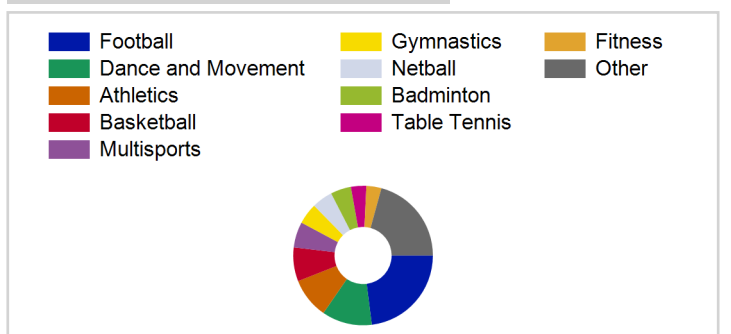
Distinct Participants² by Gender



School/Club Links



Top 10 Activities. by Participant Sessions¹



Term Report: Glasgow City Council

Academic Year : 2015/2016, Term(s) : Full Year

Putting sport first

sportscotland
the national agency for sport

Participant Sessions¹ by Year Group and Gender

	Male	Female
P1	12,694	12,880
P2	20,517	18,137
P3	21,996	20,805
P4	34,021	28,802
P5	40,736	37,341
P6	46,818	39,906
P7	42,616	36,186
S1	36,971	28,549
S2	22,775	18,413
S3	15,377	14,878
S4	18,406	8,575
S5	10,320	4,610
S6	5,727	2,906
ASN P	7,429	3,563
ASN S	12,884	7,106
Total	349,287	282,657

Distinct Deliverers⁵ by Type

	Paid	Voluntary
Teachers	189	151
PE Spec	99	51
Other School	22	17
Parents	2	26
Club Coach	73	32
Prof Sess. Coach	259	20
Students	3	294
Pupils	1	161
SDO	5	
Other	7	7
Total	660	759

Distinct Participants² by Gender

Male	16,796
Female	15,300
Total	32,096