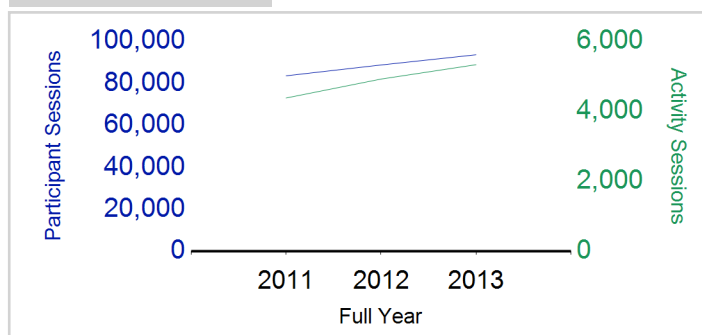


Term Report: South Ayrshire Council

Academic Year : 2013/2014, Term(s) : Full Year

Putting Sport First

sportscotland
 the national agency for sport
Participant Sessions¹

	2011 Full Year	2012 Full Year	2013 Full Year
Activity Sessions	4,385	4,926	5,337
% Purely voluntary	82%	77%	82%
Activity Session Blocks ²	581	663	796
Avg Activity Sessions / Blocks ³	7.5	7.4	6.7
Different Activities	34	36	39
Participant Sessions¹	83,660	88,824	93,681
% Female	50%	46%	46%
Distinct Deliverers⁴	263	480	537
% Volunteers	91%	92%	94%
Qualified Volunteers	96	342	258
Secondary Pupils	36	62	93
Total Deliverer Sessions ⁵	6,211	7,362	9,221
Avg Deliverers Sessions / Deliverer	23.6	15.3	17.2
School Club Links	212	266	268
Schools with at least 1 link	46	49	48
Clubs with at least 1 link	43	51	46

1. Participant Sessions are the 'visits' pupils have made to activities. These figures do not represent the distinct pupils, and should only be taken as indicative of participation

2. Activities are recorded in ASMO as 'Activity Session Blocks' which describe a group who meet to take part in an activity.

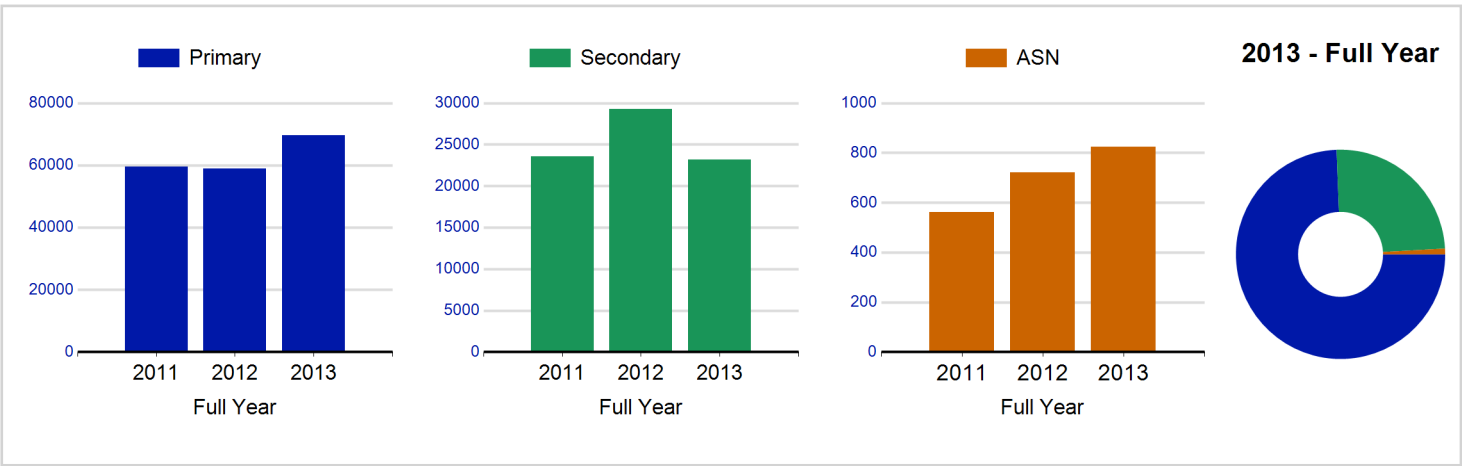
3. The Average Activity Sessions/Block figure shows the average length of a block (i.e. how many weeks did the average block run for?)

4. Distinct Deliverers are deliverers who have delivered at least one session of Active Schools supported activity across the selected year/term.

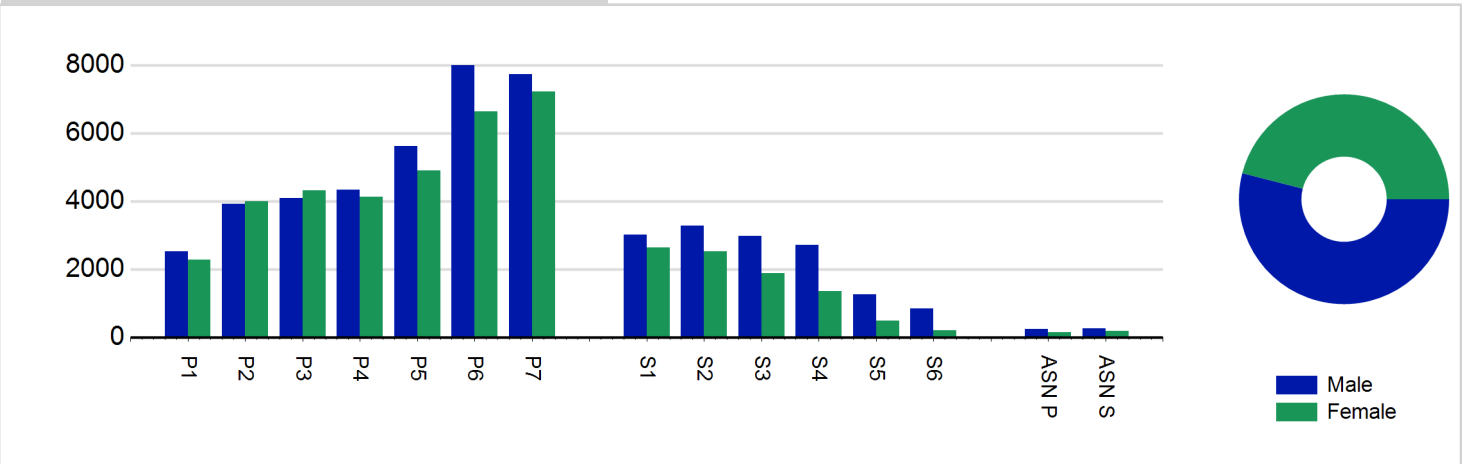
5. Deliverer Sessions are the 'visits' deliverers have made to activities. These figures do not represent the distinct deliverers, and should only be taken as indicative of delivery. Distinct deliverer information is only available at the local authority level.

6. Figures with N/A are not available for the 2008-11 phase of Active Schools. Charts which refer to information pre 2011 will show a huge increase from 0 – this is because we cannot include any 2008-2011 data at this level.

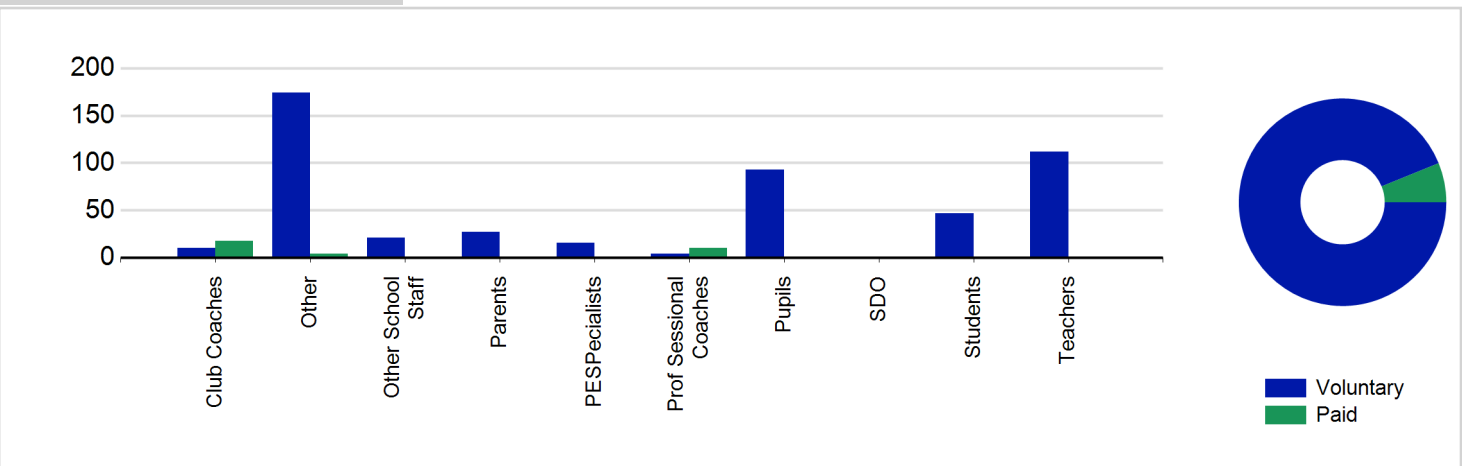
Participant Sessions¹ by School Type



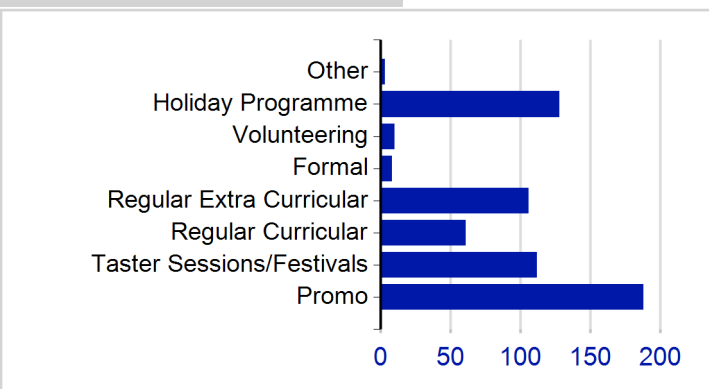
Participant Sessions¹ by Year Group and Gender



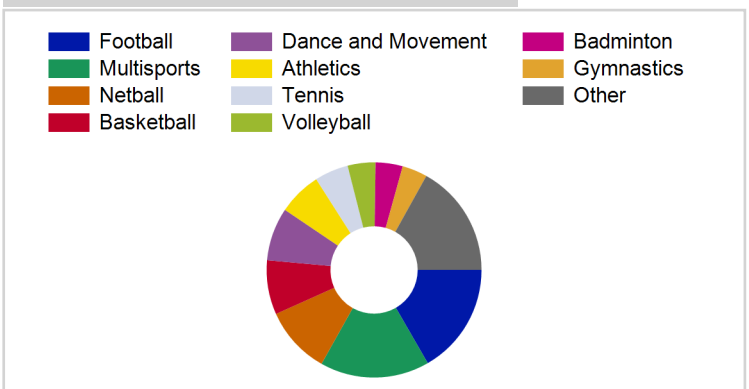
Distinct Deliverers⁴



School/Club Links



Top 10 Activities by Participant Sessions¹



Term Report: South Ayrshire Council

Academic Year : 2013/2014, Term(s) : Full Year

Putting Sport First

sportscotland
the national agency for sport

Participant Sessions 7 by Yeargroup and Gender

	Male	Female
P1	2,514	2,285
P2	3,923	3,987
P3	4,092	4,309
P4	4,328	4,124
P5	5,617	4,905
P6	7,998	6,646
P7	7,735	7,227
S1	3,015	2,635
S2	3,285	2,517
S3	2,978	1,872
S4	2,721	1,355
S5	1,251	481
S6	848	208
ASN P	235	141
ASN S	264	185
Total	50,804	42,877

Distinct Deliverers 4 by Type

	Paid	Voluntary
Parents	0	27
Teachers	0	112
PESpecialists	0	16
Other School Staff	0	21
Club Coaches	18	10
Prof Sessional Coaches	10	4
Students	1	47
Pupils	0	93
SDO	0	0
Other	4	174
Total	33	504