

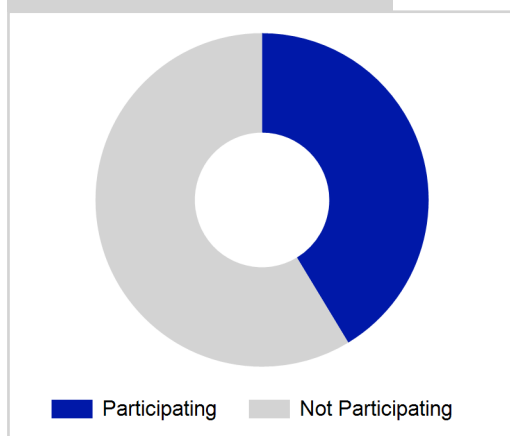
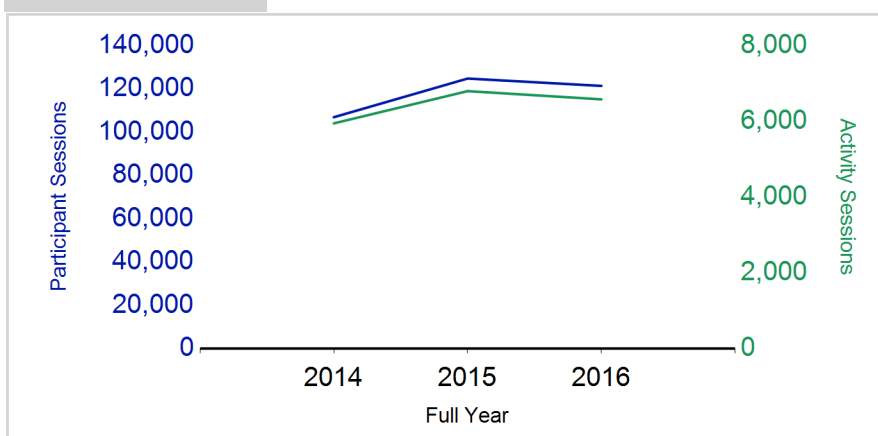
Term Report: East Ayrshire Council

Academic Year : 2016/2017, Term(s) : Full Year

Putting sport first

sportscotland
 the national agency for sport

% School Roll Participating

Participant Sessions¹

	2014 Full Year	2015 Full Year	2016 Full Year
Activity Sessions	5,945	6,797	6,580
% Purely voluntary	95%	93%	77%
Activity Session Blocks ³	799	834	846
Avg. Activity Sessions / Block ⁴	7.4	8.1	7.8
Different Activities	54	48	42
Participant Sessions¹	106,893	124,750	121,355
% Female	38%	41%	45%
Distinct Participants²	5,956	6,662	7,119
Total School Roll	15,958	15,972	15,972
% Participating	37%	42%	45%
Distinct Deliverers⁵	487	644	480
% Volunteers	93%	91%	89%
Qualified Volunteers	327	474	340
Secondary Pupils	108	97	88
Total Deliverer Sessions ⁶	11,339	12,791	11,962
Avg. Deliverers Sessions / Deliverers	23.3	19.9	24.9
School Club Links	334	384	418
Schools with at least one link	53	54	53
Clubs with at least one link	56	62	59

1. Participant Sessions are the 'visits' pupils have made to activities. These figures do not represent the distinct pupils, and should only be taken as indicative of participation.

2. Distinct participants are pupils who have attended at least one session of Active Schools supported activity across the selected year/term (whether this was in a single or multiple school activity).

3. Activities are recorded in ASMO as 'Activity Session Blocks' which describe a group who meet to take part in an activity.

4. The Average Activity Sessions/Block figure shows the average length of a block (i.e. how many weeks did the average block run for?)

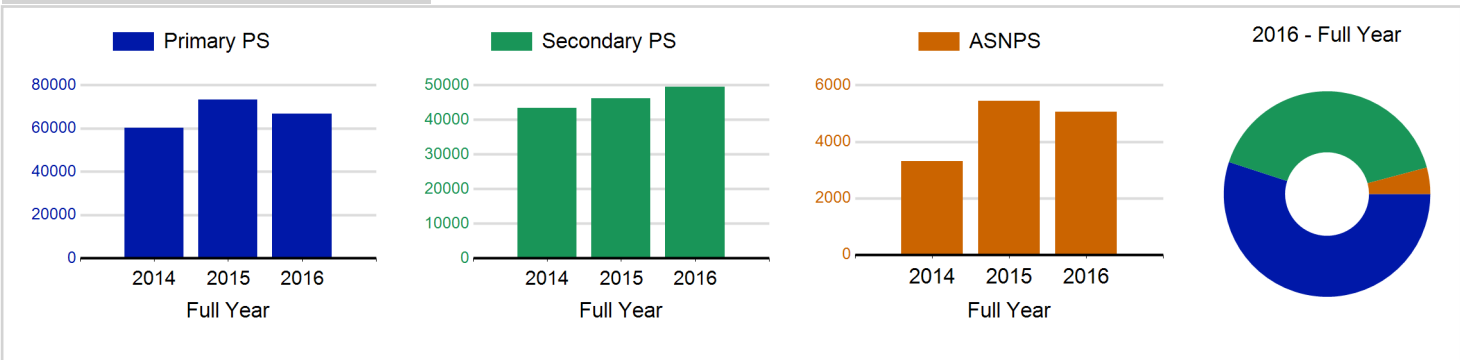
5. Distinct Deliverers are deliverers who have delivered at least one session of Active Schools supported activity across the selected year/term.

6. Deliverer Sessions are the 'visits' deliverers have made to activities. These figures do not represent the distinct deliverers, and should only be taken as indicative of delivery. Distinct deliverer information is only available at the local authority level.

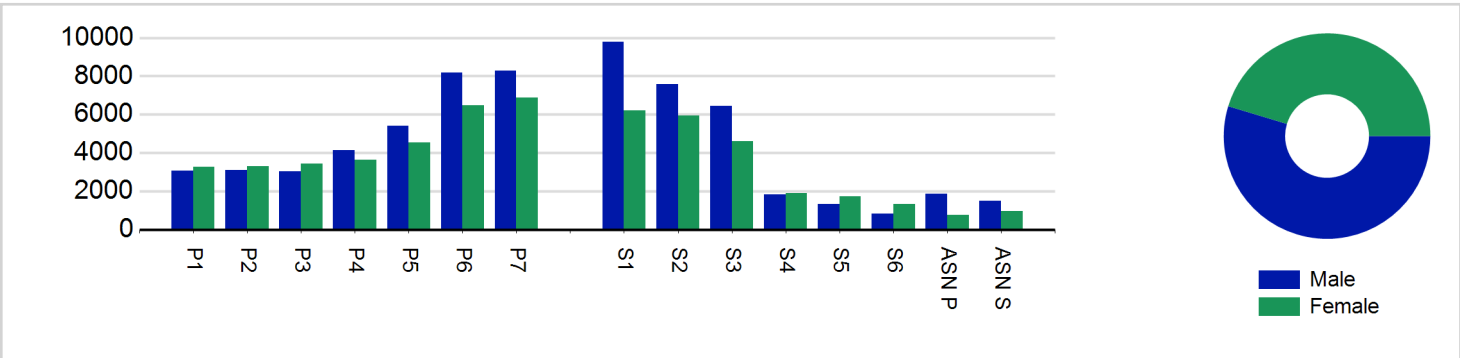
7. School Roll details are taken from the Pupil Census as at September of the Academic Year. Summaries available at <http://www.gov.scot/topics/statistics/browse/school-education/datasets>

8. Distinct Participant data collection 2011 onwards

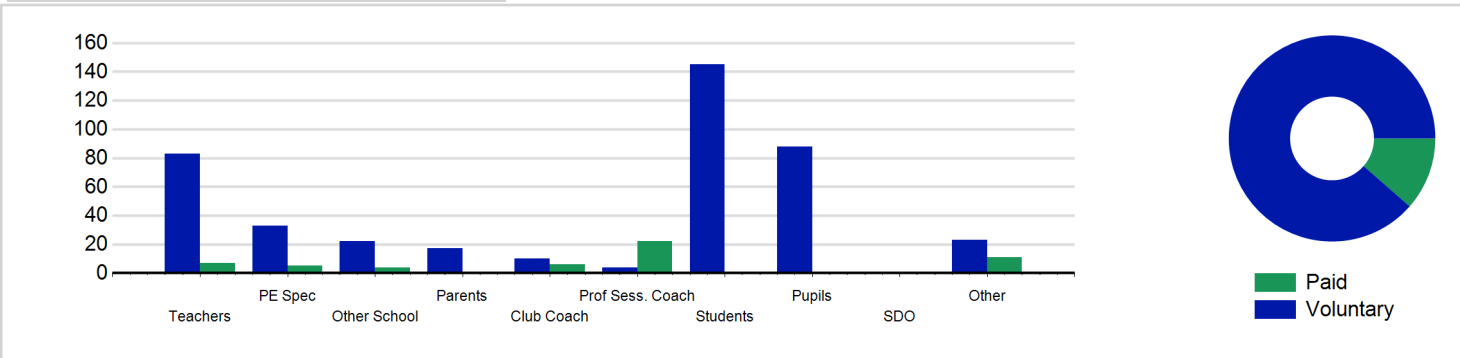
Participant Sessions¹ by School Type



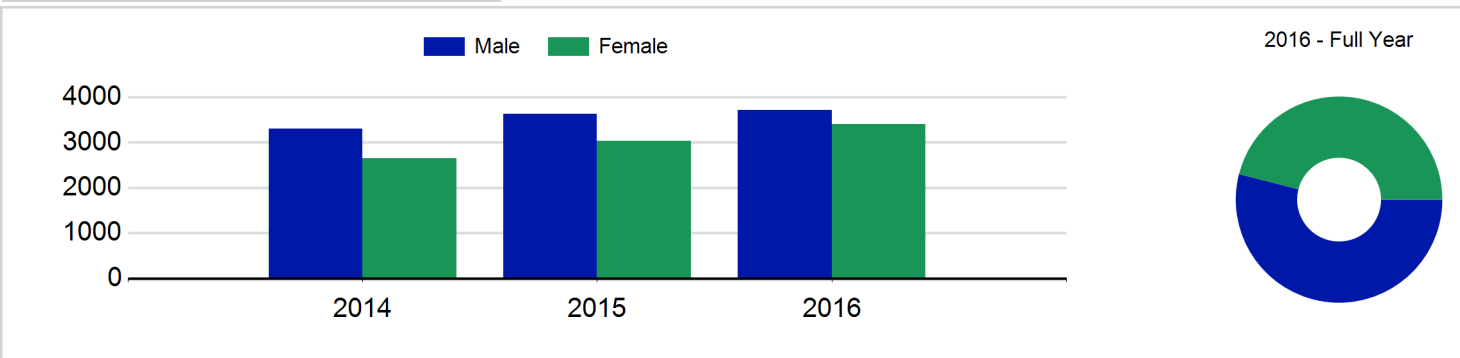
Participant Sessions¹ by Year Group and Gender



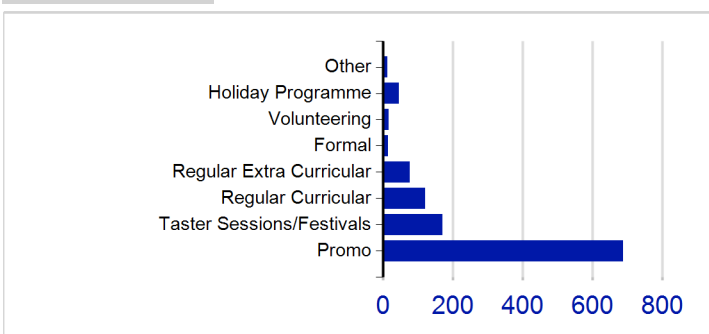
Distinct Deliverers



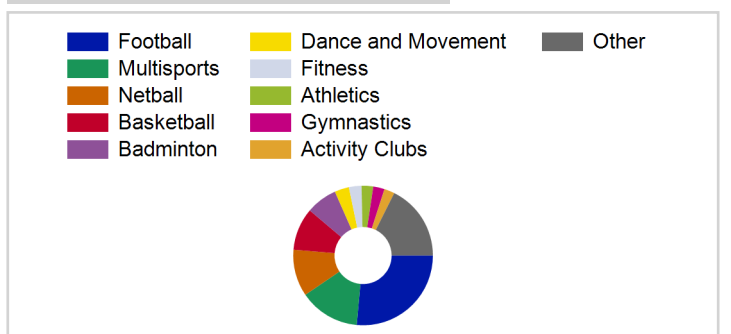
Distinct Participants² by Gender



School/Club Links



Top 10 Activities. by Participant Sessions¹



Term Report: East Ayrshire Council

Academic Year : 2016/2017, Term(s) : Full Year

Putting sport first

sportscotland
the national agency for sport

Participant Sessions¹ by Year Group and Gender

	Male	Female
P1	3,057	3,264
P2	3,111	3,303
P3	3,036	3,438
P4	4,149	3,650
P5	5,406	4,554
P6	8,194	6,468
P7	8,298	6,877
S1	9,786	6,212
S2	7,590	5,932
S3	6,442	4,600
S4	1,814	1,912
S5	1,327	1,718
S6	825	1,340
ASN P	1,858	747
ASN S	1,483	964
Total	66,376	54,979

Distinct Deliverers⁵ by Type

	Paid	Voluntary
Teachers	7	83
PE Spec	5	33
Other School	4	22
Parents		17
Club Coach	6	10
Prof Sess. Coach	22	4
Students		145
Pupils		88
SDO		
Other	11	23
Total	55	425

Distinct Participants² by Gender

Male	3,714
Female	3,405
Total	7,119