

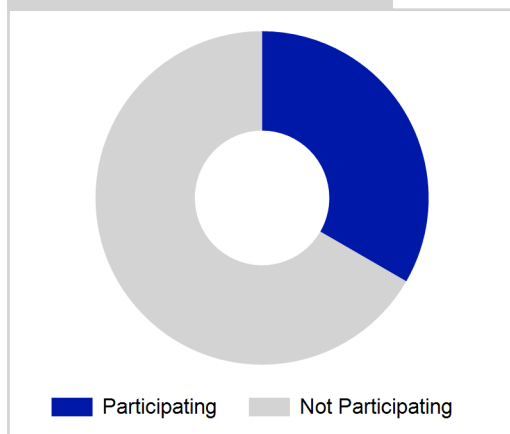
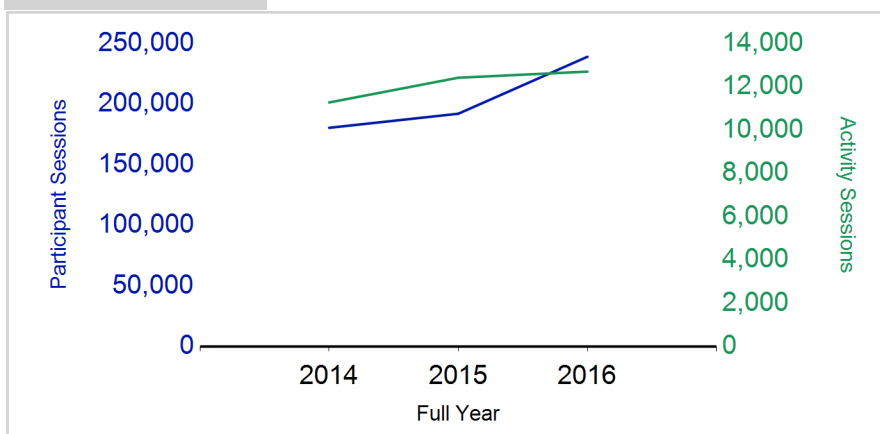
Term Report: Aberdeen City Council

Academic Year : 2016/2017, Term(s) : Full Year

Putting sport first

sportscotland
 the national agency for sport

% School Roll Participating

Participant Sessions¹

	2014 Full Year	2015 Full Year	2016 Full Year
Activity Sessions	11,279	12,421	12,703
% Purely voluntary	57%	57%	63%
Activity Session Blocks ³	1137	1243	1334
Avg. Activity Sessions / Block ⁴	9.9	10.0	9.5
Different Activities	44	46	42
Participant Sessions¹	180,497	192,110	239,124
% Female	48%	47%	45%
Distinct Participants²	7,216	7,227	7,875
Total School Roll	22,061	22,261	22,261
% Participating	33%	32%	35%
Distinct Deliverers⁵	640	622	663
% Volunteers	84%	88%	92%
Qualified Volunteers	221	244	281
Secondary Pupils	179	132	173
Total Deliverer Sessions ⁶	22,636	25,128	28,856
Avg. Deliverers Sessions / Deliverers	35.4	40.4	43.5
School Club Links	419	588	905
Schools with at least one link	66	65	65
Clubs with at least one link	60	66	98

1. Participant Sessions are the 'visits' pupils have made to activities. These figures do not represent the distinct pupils, and should only be taken as indicative of participation.

2. Distinct participants are pupils who have attended at least one session of Active Schools supported activity across the selected year/term (whether this was in a single or multiple school activity).

3. Activities are recorded in ASMO as 'Activity Session Blocks' which describe a group who meet to take part in an activity.

4. The Average Activity Sessions/Block figure shows the average length of a block (i.e. how many weeks did the average block run for?)

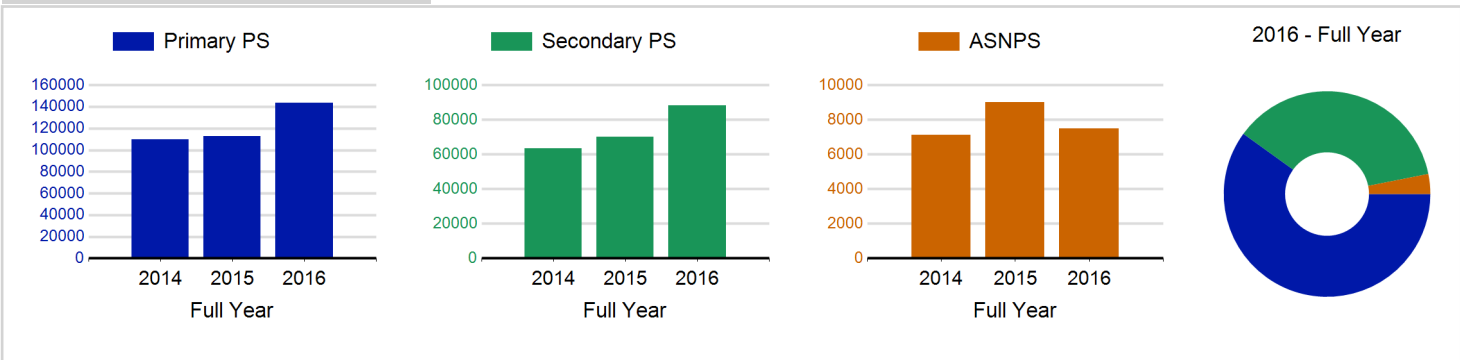
5. Distinct Deliverers are deliverers who have delivered at least one session of Active Schools supported activity across the selected year/term.

6. Deliverer Sessions are the 'visits' deliverers have made to activities. These figures do not represent the distinct deliverers, and should only be taken as indicative of delivery. Distinct deliverer information is only available at the local authority level.

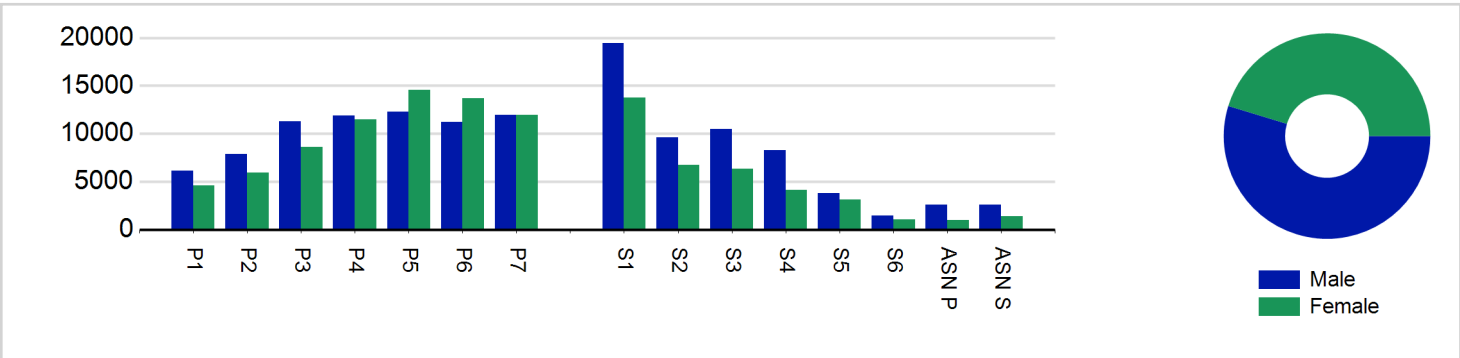
7. School Roll details are taken from the Pupil Census as at September of the Academic Year. Summaries available at <http://www.gov.scot/topics/statistics/browse/school-education/datasets>

8. Distinct Participant data collection 2011 onwards

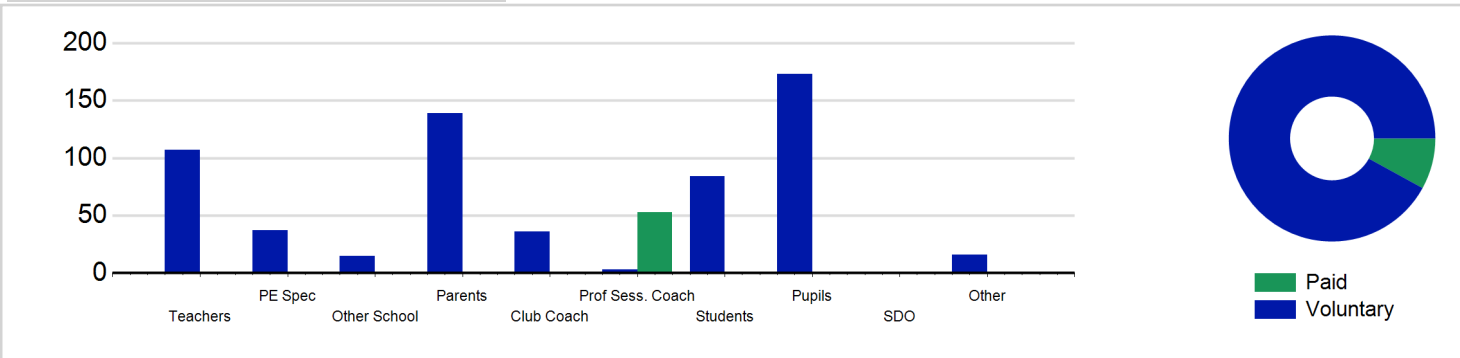
Participant Sessions¹ by School Type



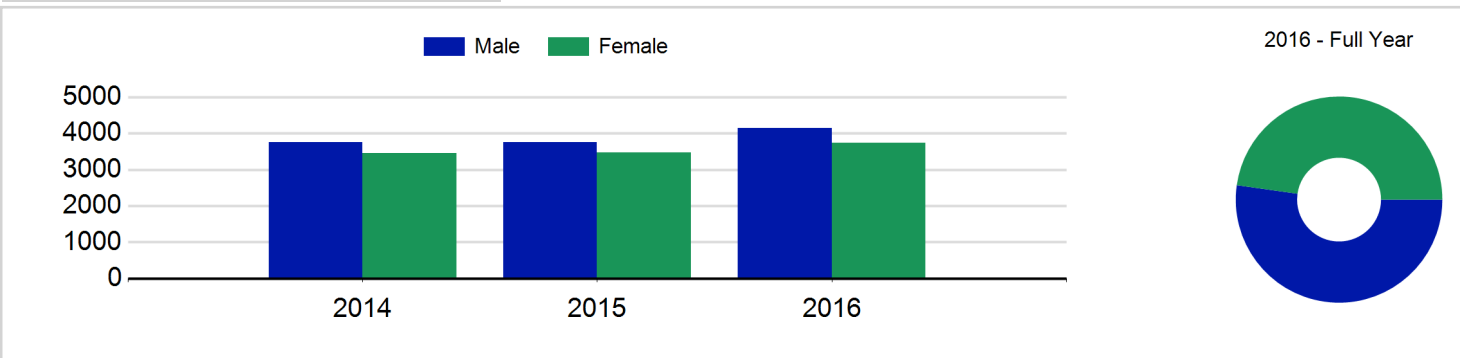
Participant Sessions¹ by Year Group and Gender



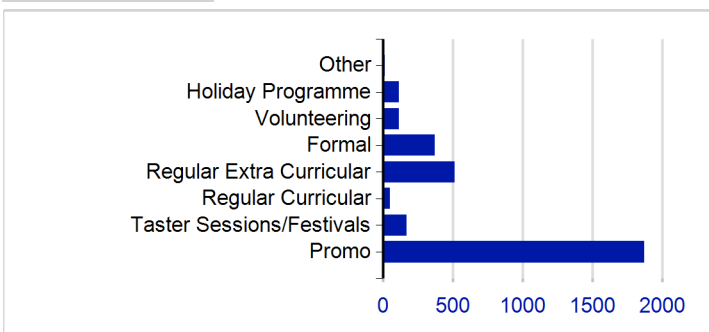
Distinct Deliverers



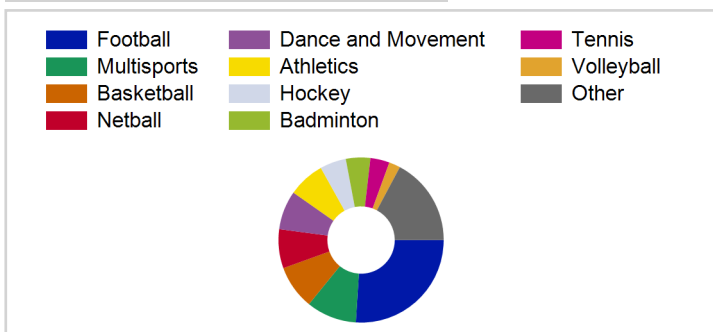
Distinct Participants² by Gender



School/Club Links



Top 10 Activities. by Participant Sessions¹



Term Report: Aberdeen City Council

Academic Year : 2016/2017, Term(s) : Full Year

Putting sport first

sportscotland
the national agency for sport

Participant Sessions¹ by Year Group and Gender

	Male	Female
P1	6,107	4,581
P2	7,841	5,957
P3	11,309	8,588
P4	11,881	11,460
P5	12,300	14,560
P6	11,248	13,700
P7	11,964	11,921
S1	19,421	13,756
S2	9,602	6,720
S3	10,484	6,338
S4	8,295	4,136
S5	3,810	3,102
S6	1,470	1,067
ASN P	2,578	997
ASN S	2,570	1,361
Total	130,880	108,244

Distinct Deliverers⁵ by Type

	Paid	Voluntary
Teachers		107
PE Spec		37
Other School		15
Parents		139
Club Coach		36
Prof Sess. Coach	53	3
Students		84
Pupils		173
SDO		
Other		16
Total	53	610

Distinct Participants² by Gender

Male	4,144
Female	3,731
Total	7,875