

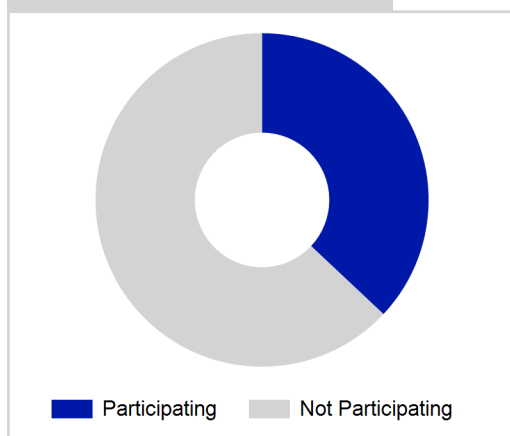
Term Report: Fife Council

Academic Year : 2015/2016, Term(s) : Full Year

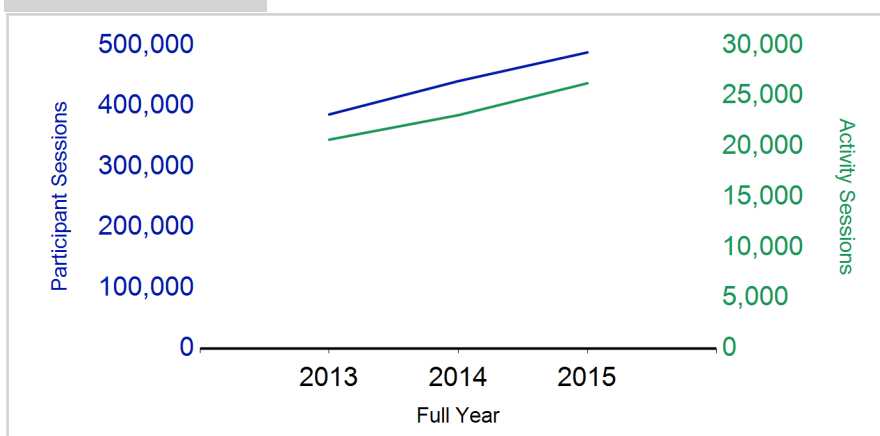
Putting sport first

sportscotland
 the national agency for sport

% School Roll Participating



Participant Sessions¹



	2013 Full Year	2014 Full Year	2015 Full Year
Activity Sessions	20,679	23,108	26,269
% Purely voluntary	67%	65%	64%
Activity Session Blocks ³	2101	2331	2700
Avg. Activity Sessions / Block ⁴	9.8	9.9	9.7
Different Activities	58	61	67
Participant Sessions¹	386,246	441,278	488,669
% Female	42%	42%	43%
Distinct Participants²	17,204	17,338	18,941
Total School Roll	48,215	48,556	48,804
% Participating	36%	36%	39%
Distinct Deliverers⁵	783	1,025	1,057
% Volunteers	91%	88%	86%
Qualified Volunteers	494	492	482
Secondary Pupils	109	172	189
Total Deliverer Sessions ⁶	31,684	34,541	39,338
Avg. Deliverers Sessions / Deliverers	40.5	33.7	37.2
School Club Links	1,262	1,227	1,303
Schools with at least one link	158	159	154
Clubs with at least one link	152	154	152

1. Participant Sessions are the 'visits' pupils have made to activities. These figures do not represent the distinct pupils, and should only be taken as indicative of participation.

2. Distinct participants are pupils who have attended at least one session of Active Schools supported activity across the selected year/term (whether this was in a single or multiple school activity).

3. Activities are recorded in ASMO as 'Activity Session Blocks' which describe a group who meet to take part in an activity.

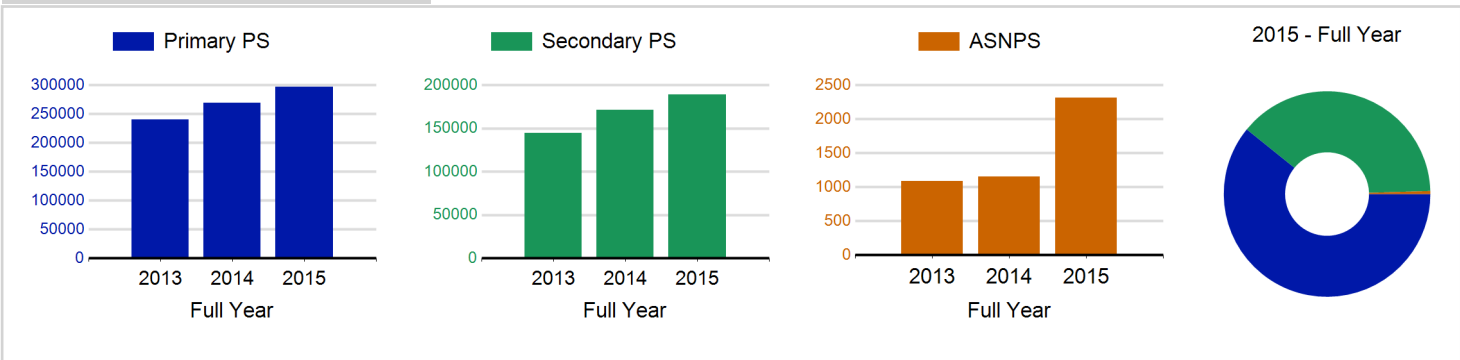
4. The Average Activity Sessions/Block figure shows the average length of a block (i.e. how many weeks did the average block run for?)

5. Distinct Deliverers are deliverers who have delivered at least one session of Active Schools supported activity across the selected year/term.

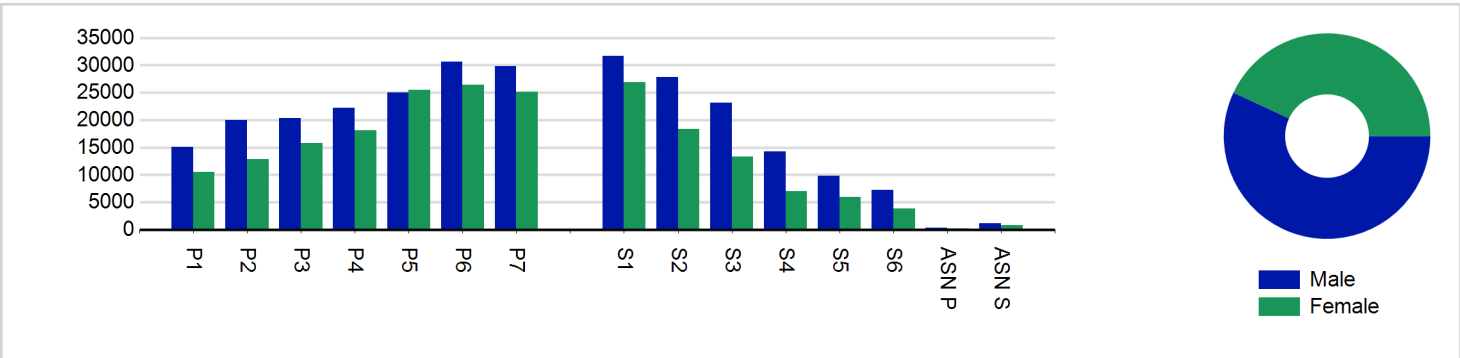
6. Deliverer Sessions are the 'visits' deliverers have made to activities. These figures do not represent the distinct deliverers, and should only be taken as indicative of delivery. Distinct deliverer information is only available at the local authority level.

7. School Roll details are taken from the Pupil Census as at September of the Academic Year. Summaries available at <http://www.gov.scot/topics/statistics/browse/school-education/datasets>

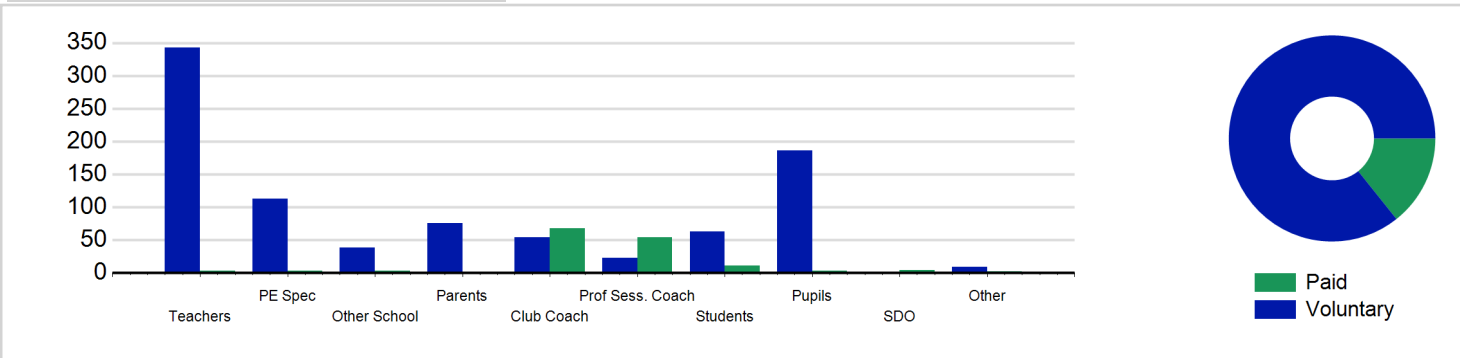
Participant Sessions¹ by School Type



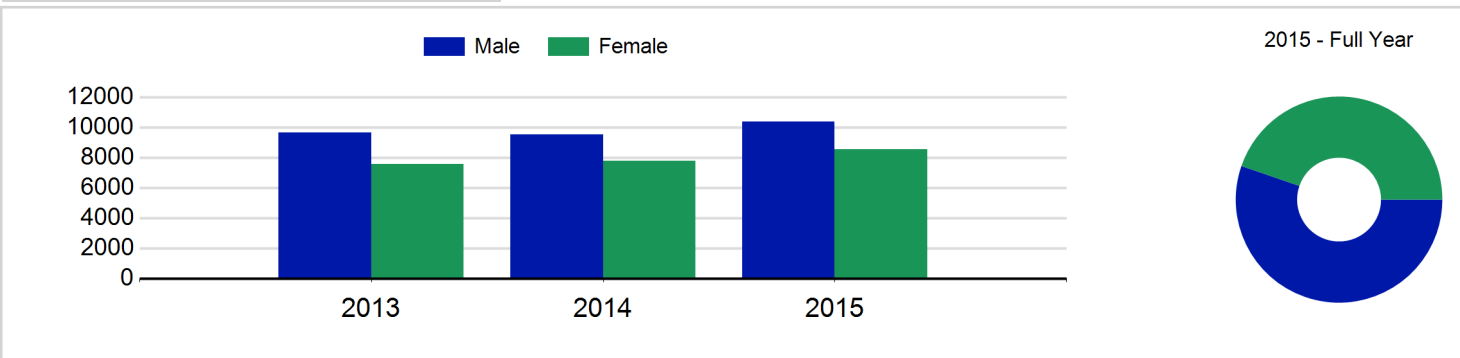
Participant Sessions¹ by Year Group and Gender



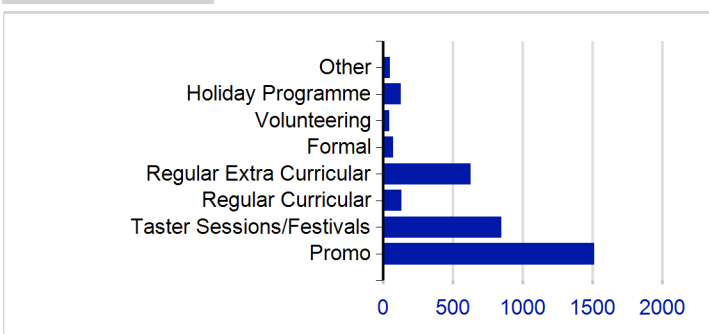
Distinct Deliverers



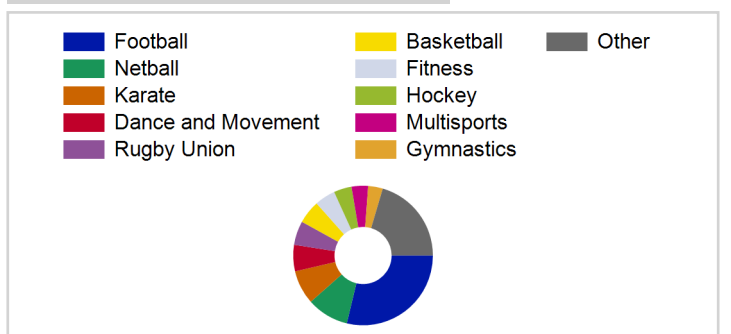
Distinct Participants² by Gender



School/Club Links



Top 10 Activities. by Participant Sessions¹



Term Report: Fife Council

Academic Year : 2015/2016, Term(s) : Full Year

Putting sport first

sportscotland
the national agency for sport

Participant Sessions¹ by Year Group and Gender

	Male	Female
P1	15,081	10,530
P2	20,003	12,891
P3	20,332	15,758
P4	22,158	18,063
P5	24,953	25,443
P6	30,681	26,430
P7	29,790	25,141
S1	31,637	26,875
S2	27,831	18,314
S3	23,098	13,342
S4	14,274	6,938
S5	9,739	5,954
S6	7,260	3,839
ASN P	280	154
ASN S	1,140	740
Total	278,257	210,412

Distinct Deliverers² by Type

	Paid	Voluntary
Teachers	3	343
PE Spec	3	113
Other School	3	39
Parents		76
Club Coach	68	54
Prof Sess. Coach	54	23
Students	11	63
Pupils	3	186
SDO	4	
Other	2	9
Total	151	906

Distinct Participants² by Gender

Male	10,383
Female	8,558
Total	18,941