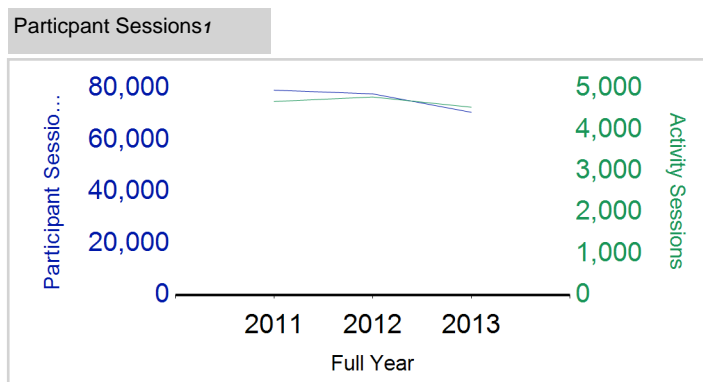


Term Report: Midlothian Council

Academic Year : 2013/2014, Term(s) : Full Year

Putting Sport First



	2011 Full Year	2012 Full Year	2013 Full Year
Activity Sessions	4,684	4,794	4,546
% Purely voluntary	56%	43%	44%
Activity Session Blocks ²	550	574	530
Avg Activity Sessions / Blocks ³	8.5	8.4	8.6
Different Activities	40	40	39
Participant Sessions¹	79,344	77,912	70,758
% Female	45%	45%	41%
Distinct Deliverers⁴	259	213	244
% Volunteers	81%	71%	75%
Qualified Volunteers	120	84	99
Secondary Pupils	52	39	48
Total Deliverer Sessions ⁵	11,075	9,062	8,032
Avg Deliverers Sessions / Deliverer	42.8	42.5	32.9
School Club Links	201	214	300
Schools with at least 1 link	37	33	37
Clubs with at least 1 link	44	44	60

1. Participant Sessions are the 'visits' pupils have made to activities. These figures do not represent the distinct pupils, and should only be taken as indicative of participation

2. Activities are recorded in ASMO as 'Activity Session Blocks' which describe a group who meet to take part in an activity.

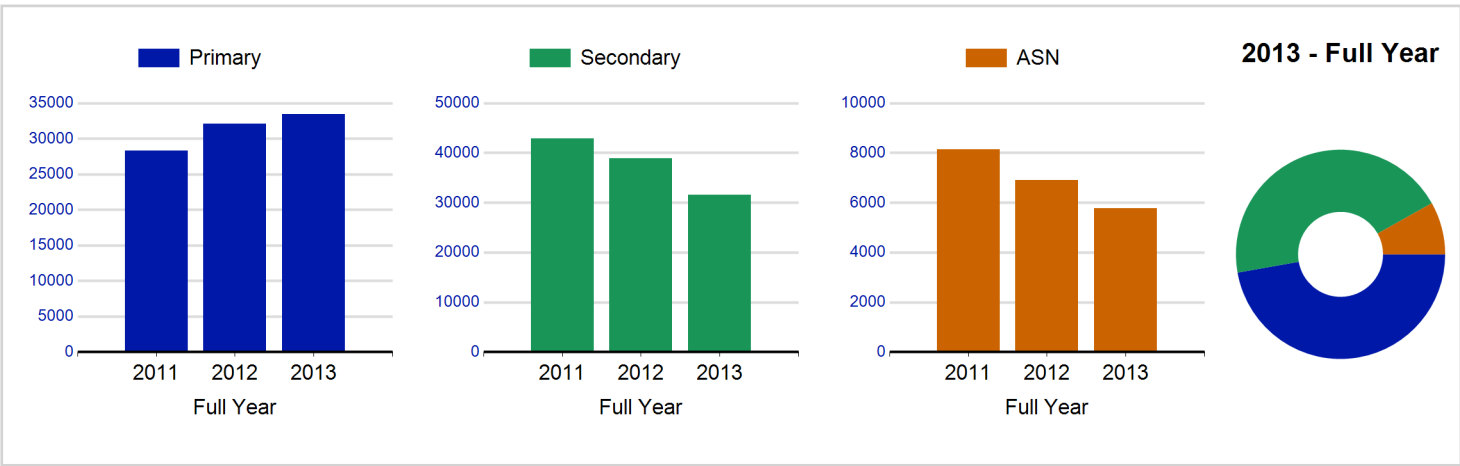
3. The Average Activity Sessions/Block figure shows the average length of a block (i.e. how many weeks did the average block run for?)

4. Distinct Deliverers are deliverers who have delivered at least one session of Active Schools supported activity across the selected year/term.

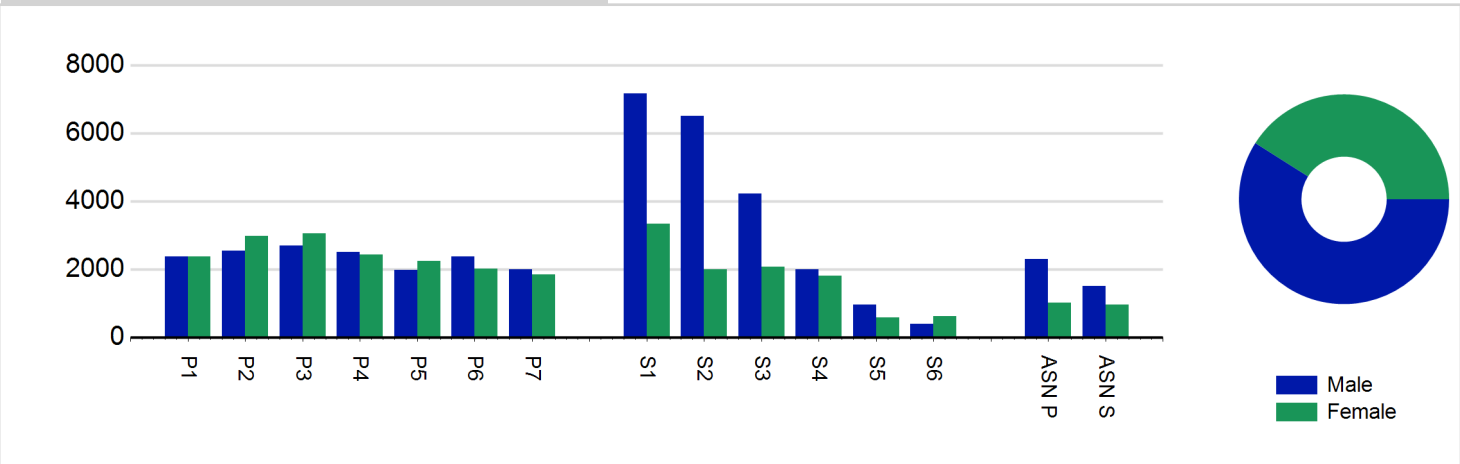
5. Deliverer Sessions are the 'visits' deliverers have made to activities. These figures do not represent the distinct deliverers, and should only be taken as indicative of delivery. Distinct deliverer information is only available at the local authority level.

6. Figures with N/A are not available for the 2008-11 phase of Active Schools. Charts which refer to information pre 2011 will show a huge increase from 0 – this is because we cannot include any 2008-2011 data at this level.

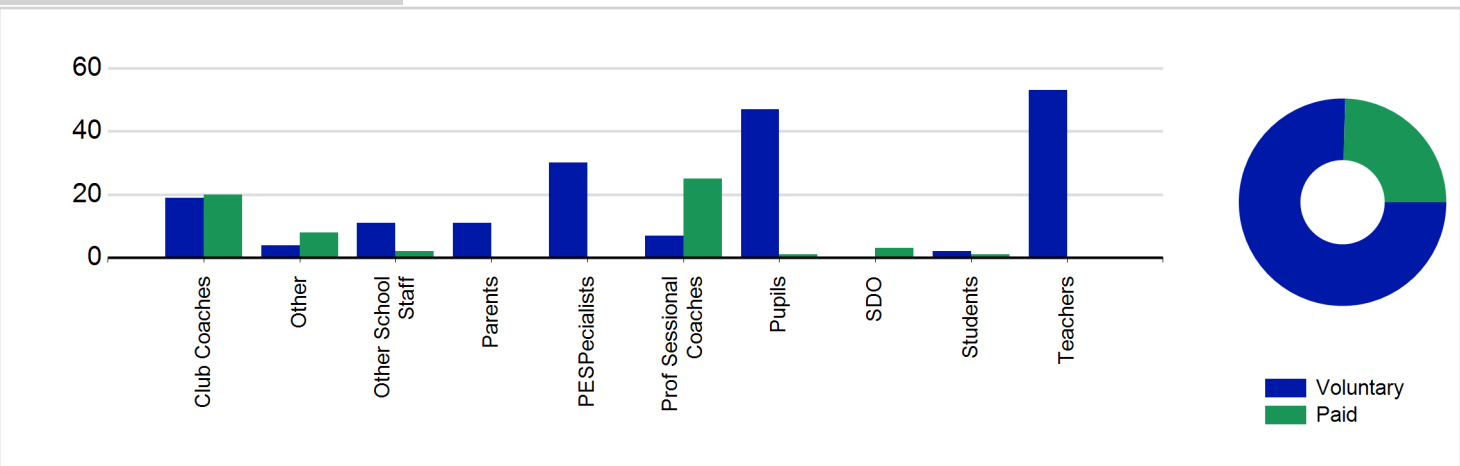
Participant Sessions¹ by School Type



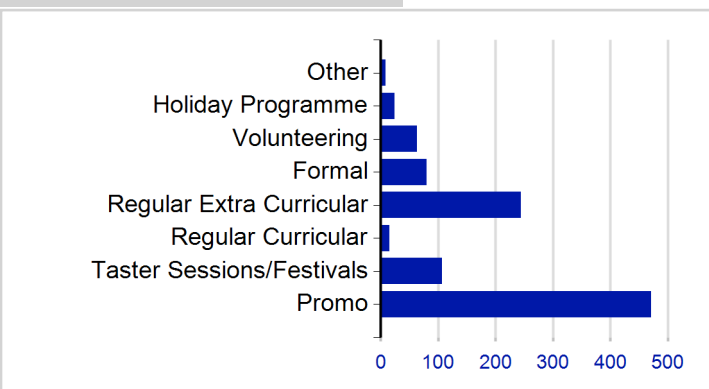
Participant Sessions¹ by Year Group and Gender



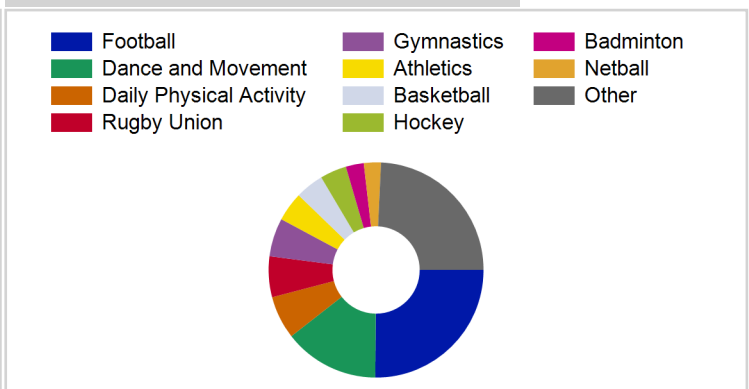
Distinct Deliverers⁴



School/Club Links



Top 10 Activities by Participant Sessions¹



Term Report: Midlothian Council

Academic Year : 2013/2014, Term(s) : Full Year

Putting Sport First

sportscotland
the national agency for sport

Participant Sessions 7 by Yeargroup and Gender

	Male	Female
P1	2,372	2,376
P2	2,546	2,978
P3	2,698	3,050
P4	2,499	2,428
P5	1,974	2,249
P6	2,366	2,022
P7	1,991	1,850
S1	7,162	3,325
S2	6,507	1,991
S3	4,214	2,070
S4	1,989	1,800
S5	952	583
S6	384	624
ASN P	2,288	1,009
ASN S	1,498	963
Total	41,440	29,318

Distinct Deliverers 4 by Type

	Paid	Voluntary
Parents	0	11
Teachers	0	53
PESpecialists	0	30
Other School Staff	2	11
Club Coaches	20	19
Prof Sessional Coaches	25	7
Students	1	2
Pupils	1	47
SDO	3	0
Other	8	4
Total	60	184