

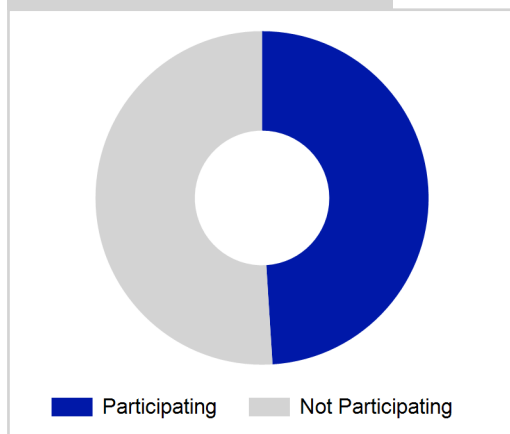
# Term Report: Stirling Council

Academic Year : 2015/2016, Term(s) : Full Year

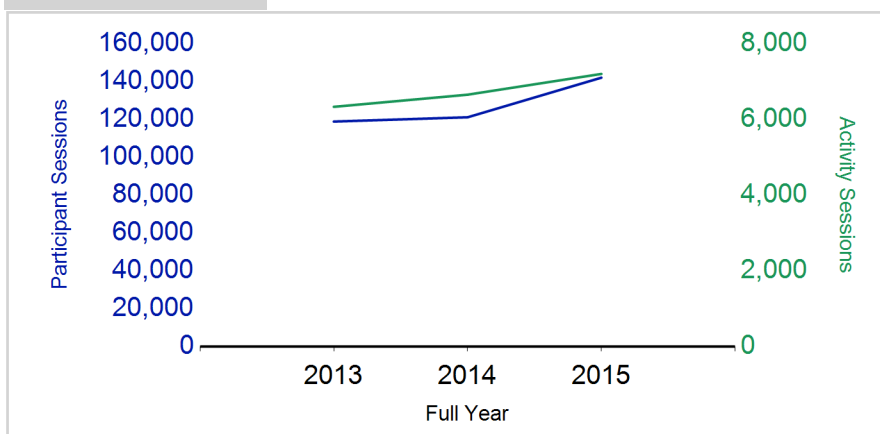
Putting sport first

**sportscotland**  
 the national agency for sport

## % School Roll Participating



## Participant Sessions<sup>1</sup>



	2013 Full Year	2014 Full Year	2015 Full Year
<b>Activity Sessions</b>	<b>6,329</b>	<b>6,650</b>	<b>7,198</b>
% Purely voluntary	89%	91%	87%
Activity Session Blocks <sup>3</sup>	870	907	872
Avg. Activity Sessions / Block <sup>4</sup>	7.3	7.3	8.3
Different Activities	45	47	40
<b>Participant Sessions<sup>1</sup></b>	<b>118,805</b>	<b>121,071</b>	<b>141,991</b>
% Female	50%	47%	47%
<b>Distinct Participants<sup>2</sup></b>	<b>5,673</b>	<b>6,197</b>	<b>6,249</b>
Total School Roll	12,234	12,316	12,355
% Participating	46%	50%	51%
<b>Distinct Deliverers<sup>5</sup></b>	<b>435</b>	<b>501</b>	<b>545</b>
% Volunteers	91%	93%	90%
Qualified Volunteers	202	301	226
Secondary Pupils	121	193	215
Total Deliverer Sessions <sup>6</sup>	13,218	13,086	15,510
Avg. Deliverers Sessions / Deliverers	30.4	26.1	28.5
<b>School Club Links</b>	<b>319</b>	<b>431</b>	<b>532</b>
Schools with at least one link	47	47	47
Clubs with at least one link	58	62	79

1. Participant Sessions are the 'visits' pupils have made to activities. These figures do not represent the distinct pupils, and should only be taken as indicative of participation

2. Distinct participants are pupils who have attended at least one session of Active Schools supported activity across the selected year/term (whether this was in a single or multiple school activity).

3. Activities are recorded in ASMO as 'Activity Session Blocks' which describe a group who meet to take part in an activity.

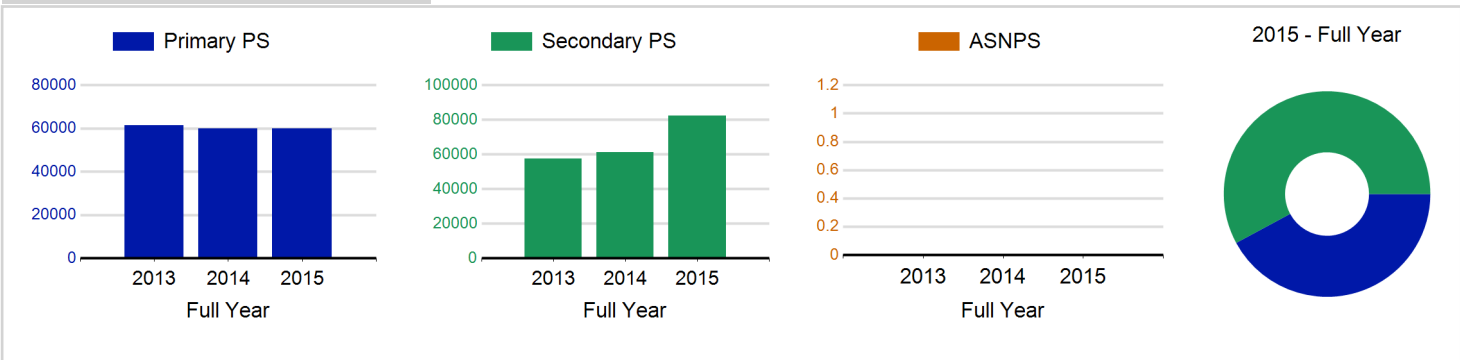
4. The Average Activity Sessions/Block figure shows the average length of a block (i.e. how many weeks did the average block run for?)

5. Distinct Deliverers are deliverers who have delivered at least one session of Active Schools supported activity across the selected year/term.

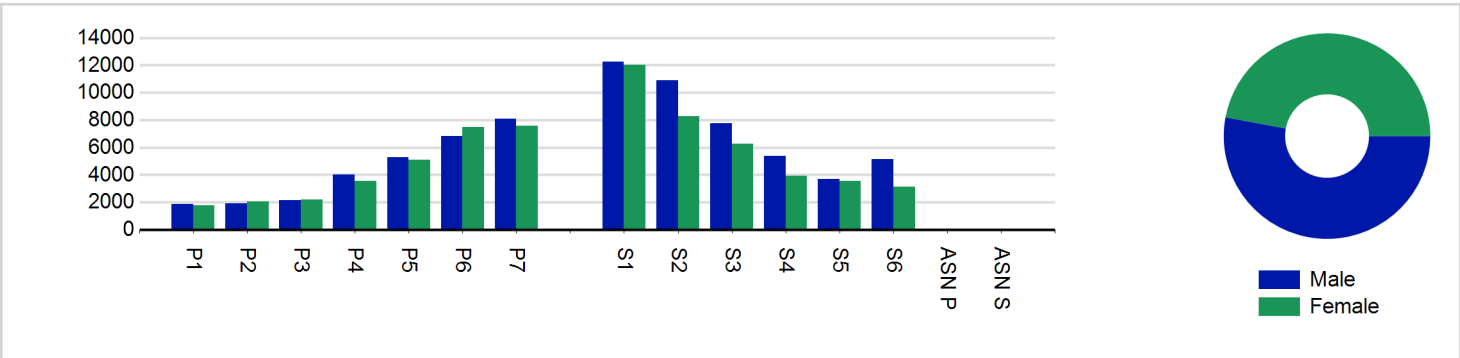
6. Deliverer Sessions are the 'visits' deliverers have made to activities. These figures do not represent the distinct deliverers, and should only be taken as indicative of delivery. Distinct deliverer information is only available at the local authority level.

7. School Roll details are taken from the Pupil Census as at September of the Academic Year. Summaries available at <http://www.gov.scot/topics/statistics/browse/school-education/datasets>

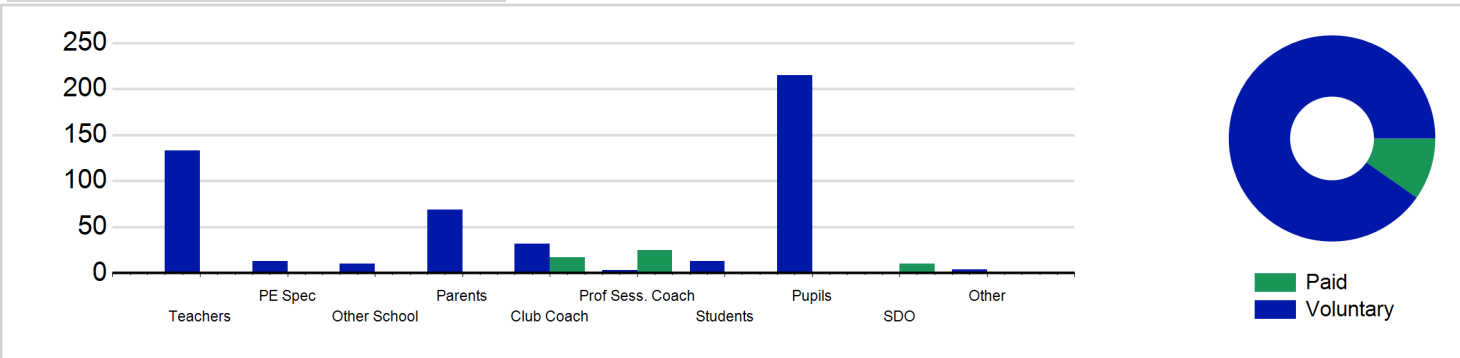
### Participant Sessions<sup>1</sup> by School Type



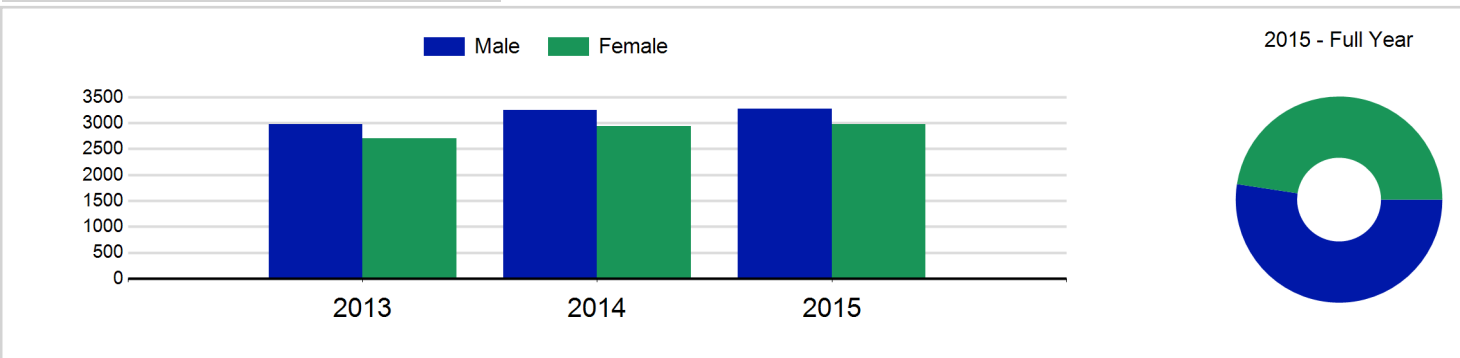
### Participant Sessions<sup>1</sup> by Year Group and Gender



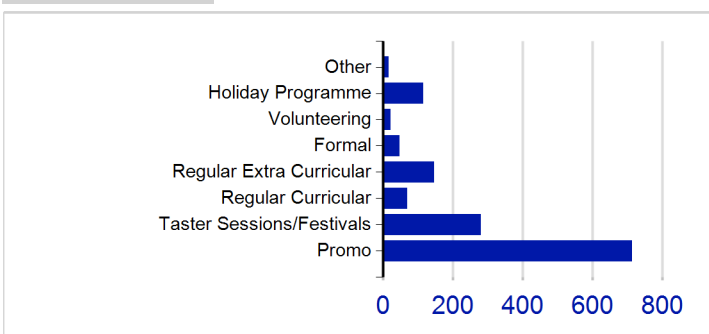
### Distinct Deliverers



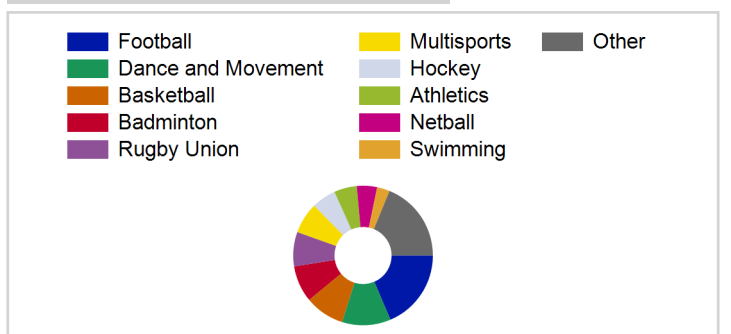
### Distinct Participants<sup>2</sup> by Gender



### School/Club Links



### Top 10 Activities. by Participant Sessions<sup>1</sup>



# Term Report: Stirling Council

Academic Year : 2015/2016, Term(s) : Full Year

Putting sport first

**sportscotland**  
the national agency for sport

## Participant Sessions<sup>1</sup> by Year Group and Gender

	Male	Female
<b>P1</b>	1,855	1,777
<b>P2</b>	1,882	2,062
<b>P3</b>	2,134	2,174
<b>P4</b>	4,005	3,561
<b>P5</b>	5,276	5,091
<b>P6</b>	6,824	7,472
<b>P7</b>	8,088	7,593
<b>S1</b>	12,245	12,031
<b>S2</b>	10,914	8,271
<b>S3</b>	7,739	6,245
<b>S4</b>	5,386	3,905
<b>S5</b>	3,688	3,521
<b>S6</b>	5,115	3,137
<b>ASN P</b>		
<b>ASN S</b>		
<b>Total</b>	<b>75,151</b>	<b>66,840</b>

## Distinct Deliverers<sup>5</sup> by Type

	Paid	Voluntary
<b>Teachers</b>		133
<b>PE Spec</b>		13
<b>Other School</b>		10
<b>Parents</b>		69
<b>Club Coach</b>	17	32
<b>Prof Sess. Coach</b>	25	3
<b>Students</b>		13
<b>Pupils</b>		215
<b>SDO</b>	10	
<b>Other</b>	1	4
<b>Total</b>	<b>53</b>	<b>492</b>

## Distinct Participants<sup>2</sup> by Gender

<b>Male</b>	3,271
<b>Female</b>	2,978
<b>Total</b>	<b>6,249</b>