

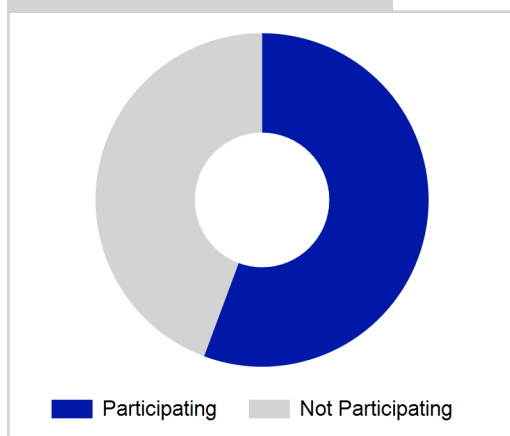
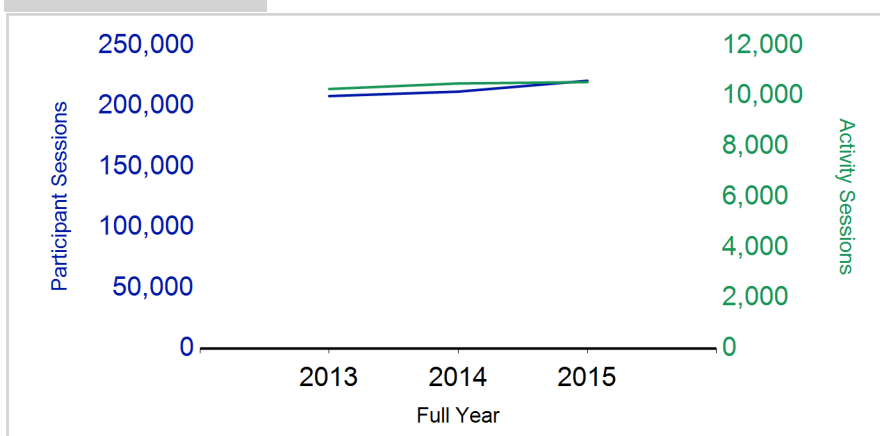
Term Report: Scottish Borders Council

Academic Year : 2015/2016, Term(s) : Full Year

Putting sport first

sportscotland
the national agency for sport

% School Roll Participating

Participant Sessions¹

	2013 Full Year	2014 Full Year	2015 Full Year
Activity Sessions	10,280	10,499	10,553
% Purely voluntary	70%	65%	60%
Activity Session Blocks ³	1165	1097	1225
Avg. Activity Sessions / Block ⁴	8.8	9.6	8.6
Different Activities	48	51	52
Participant Sessions¹	208,314	211,962	220,963
% Female	52%	49%	49%
Distinct Participants²	8,223	7,911	8,215
Total School Roll	14,572	14,553	14,527
% Participating	56%	54%	57%
Distinct Deliverers⁵	659	756	804
% Volunteers	86%	88%	84%
Qualified Volunteers	308	361	330
Secondary Pupils	131	144	194
Total Deliverer Sessions ⁶	21,973	22,117	25,668
Avg. Deliverers Sessions / Deliverers	33.3	29.3	31.9
School Club Links	839	853	945
Schools with at least one link	67	72	70
Clubs with at least one link	136	134	134

1. Participant Sessions are the 'visits' pupils have made to activities. These figures do not represent the distinct pupils, and should only be taken as indicative of participation.

2. Distinct participants are pupils who have attended at least one session of Active Schools supported activity across the selected year/term (whether this was in a single or multiple school activity).

3. Activities are recorded in ASMO as 'Activity Session Blocks' which describe a group who meet to take part in an activity.

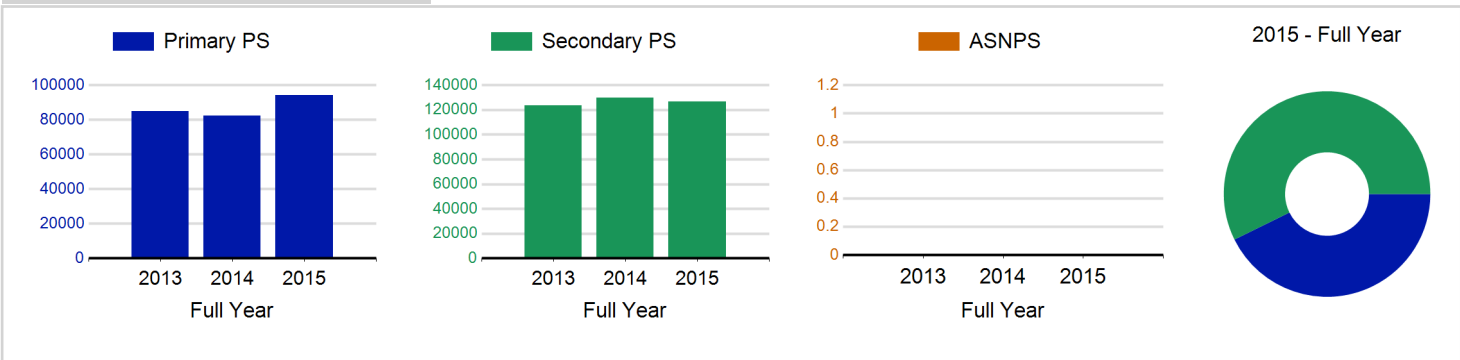
4. The Average Activity Sessions/Block figure shows the average length of a block (i.e. how many weeks did the average block run for?)

5. Distinct Deliverers are deliverers who have delivered at least one session of Active Schools supported activity across the selected year/term.

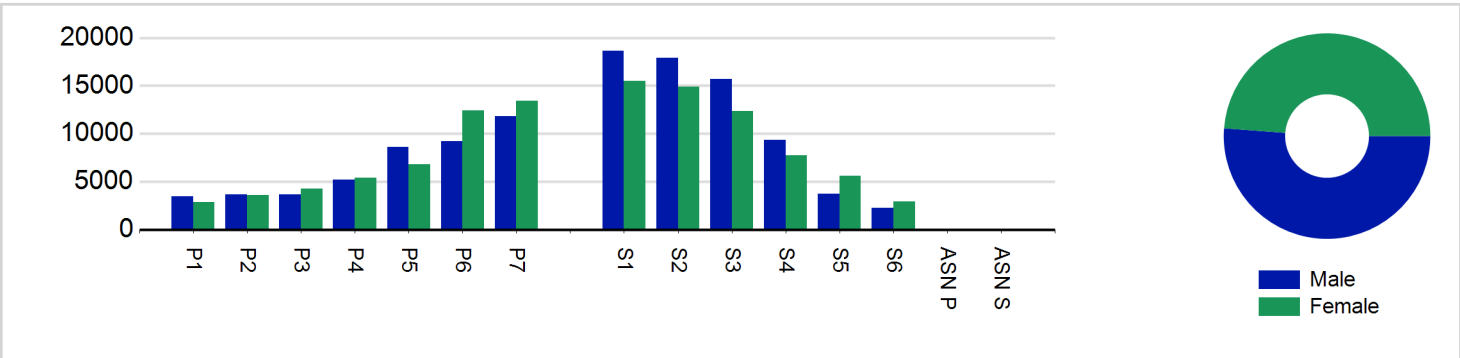
6. Deliverer Sessions are the 'visits' deliverers have made to activities. These figures do not represent the distinct deliverers, and should only be taken as indicative of delivery. Distinct deliverer information is only available at the local authority level.

7. School Roll details are taken from the Pupil Census as at September of the Academic Year. Summaries available at <http://www.gov.scot/topics/statistics/browse/school-education/datasets>

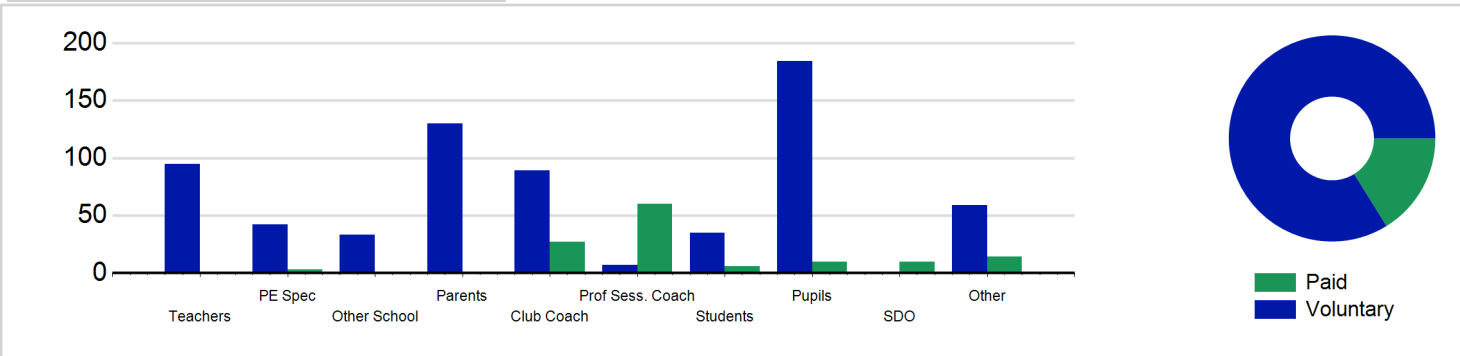
Participant Sessions¹ by School Type



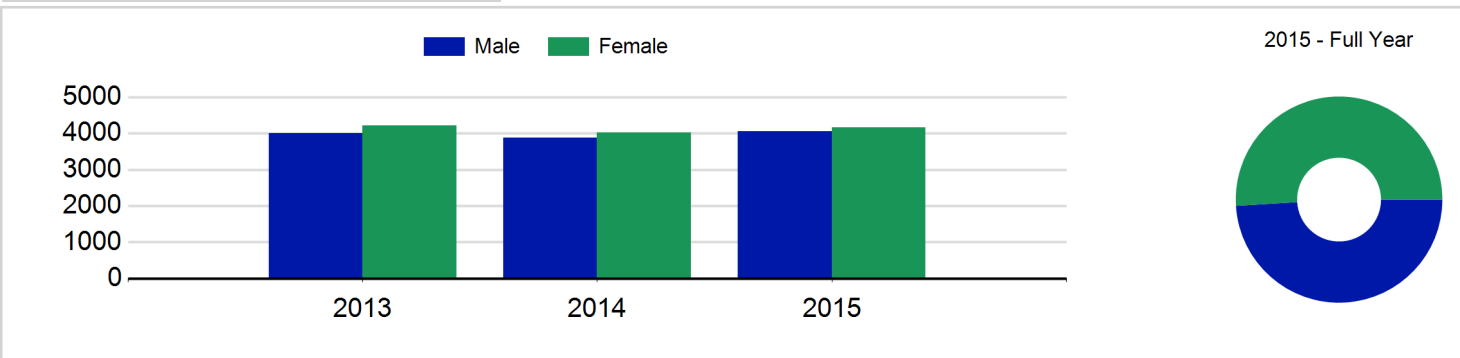
Participant Sessions¹ by Year Group and Gender



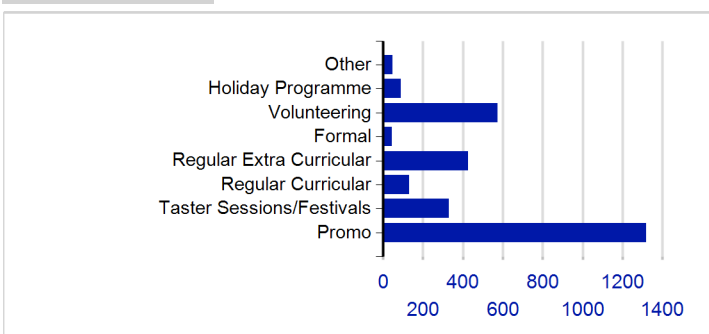
Distinct Deliverers



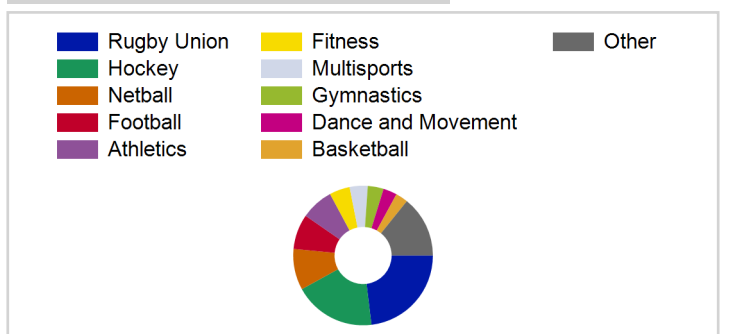
Distinct Participants² by Gender



School/Club Links



Top 10 Activities. by Participant Sessions¹



Term Report: Scottish Borders Council

Academic Year : 2015/2016, Term(s) : Full Year

Putting sport first

sportscotland
the national agency for sport

Participant Sessions¹ by Year Group and Gender

	Male	Female
P1	3,423	2,874
P2	3,646	3,569
P3	3,657	4,287
P4	5,222	5,414
P5	8,600	6,815
P6	9,219	12,413
P7	11,807	13,399
S1	18,633	15,509
S2	17,883	14,921
S3	15,723	12,338
S4	9,355	7,726
S5	3,696	5,614
S6	2,284	2,936
ASN P		
ASN S		
Total	113,148	107,815

Distinct Deliverers⁵ by Type

	Paid	Voluntary
Teachers		95
PE Spec	3	42
Other School		33
Parents		130
Club Coach	27	89
Prof Sess. Coach	60	7
Students	6	35
Pupils	10	184
SDO	10	
Other	14	59
Total	130	674

Distinct Participants² by Gender

Male	4,052
Female	4,163
Total	8,215