

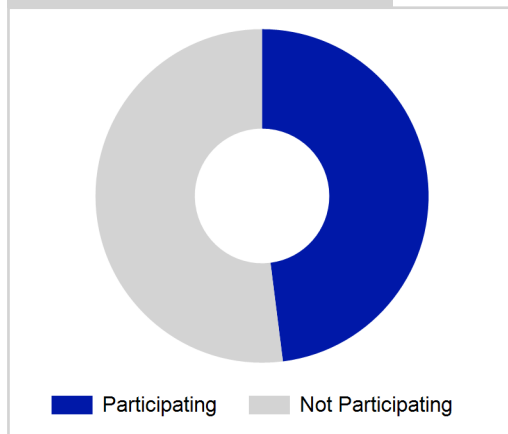
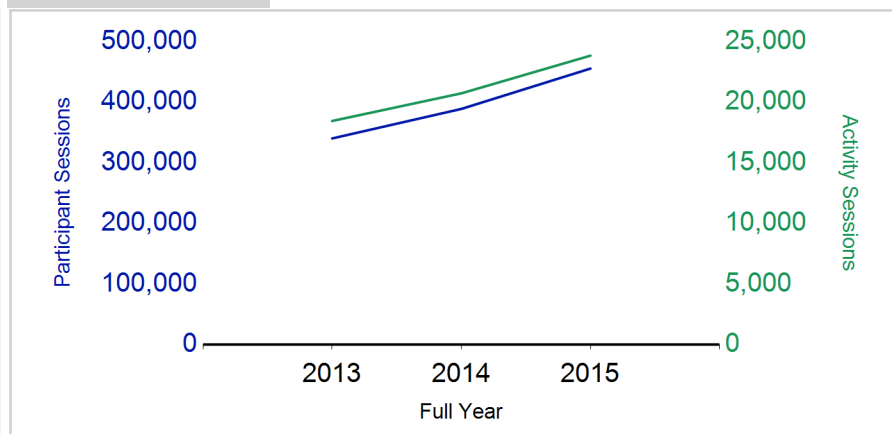
Term Report: Highland Council

Academic Year : 2015/2016, Term(s) : Full Year

Putting sport first

sportscotland
 the national agency for sport

% School Roll Participating

Participant Sessions¹

	2013 Full Year	2014 Full Year	2015 Full Year
Activity Sessions	18,447	20,728	23,836
% Purely voluntary	79%	79%	80%
Activity Session Blocks ³	2322	2466	2774
Avg. Activity Sessions / Block ⁴	7.9	8.4	8.6
Different Activities	69	65	66
Participant Sessions¹	340,151	388,821	455,470
% Female	44%	44%	44%
Distinct Participants²	14,048	14,445	16,029
Total School Roll	30,905	30,788	30,776
% Participating	45%	47%	52%
Distinct Deliverers⁵	1,082	1,588	1,611
% Volunteers	93%	94%	94%
Qualified Volunteers	531	595	690
Secondary Pupils	201	399	548
Total Deliverer Sessions ⁶	38,155	44,071	50,386
Avg. Deliverers Sessions / Deliverers	35.3	27.8	31.3
School Club Links	1,226	1,504	1,625
Schools with at least one link	196	200	201
Clubs with at least one link	219	213	238

1. Participant Sessions are the 'visits' pupils have made to activities. These figures do not represent the distinct pupils, and should only be taken as indicative of participation

2. Distinct participants are pupils who have attended at least one session of Active Schools supported activity across the selected year/term (whether this was in a single or multiple school activity).

3. Activities are recorded in ASMO as 'Activity Session Blocks' which describe a group who meet to take part in an activity.

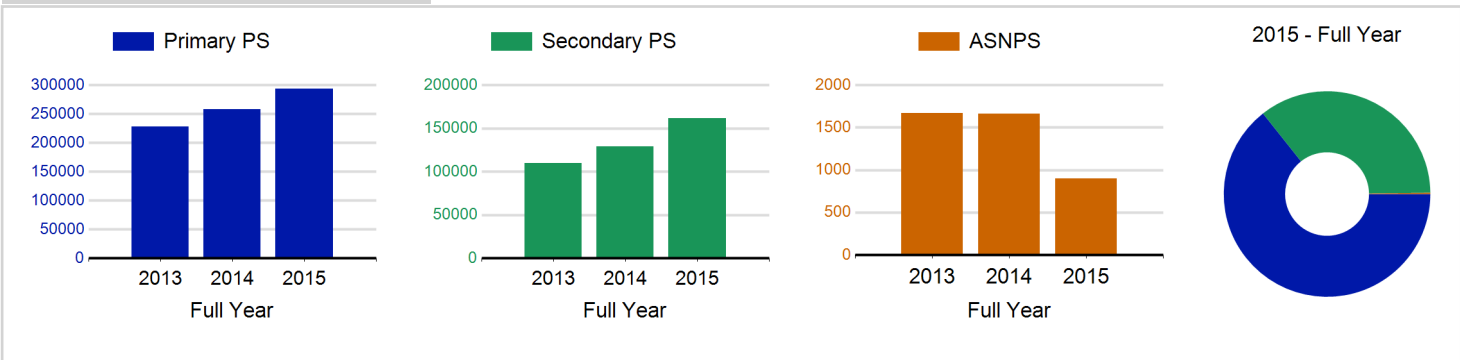
4. The Average Activity Sessions/Block figure shows the average length of a block (i.e. how many weeks did the average block run for?)

5. Distinct Deliverers are deliverers who have delivered at least one session of Active Schools supported activity across the selected year/term.

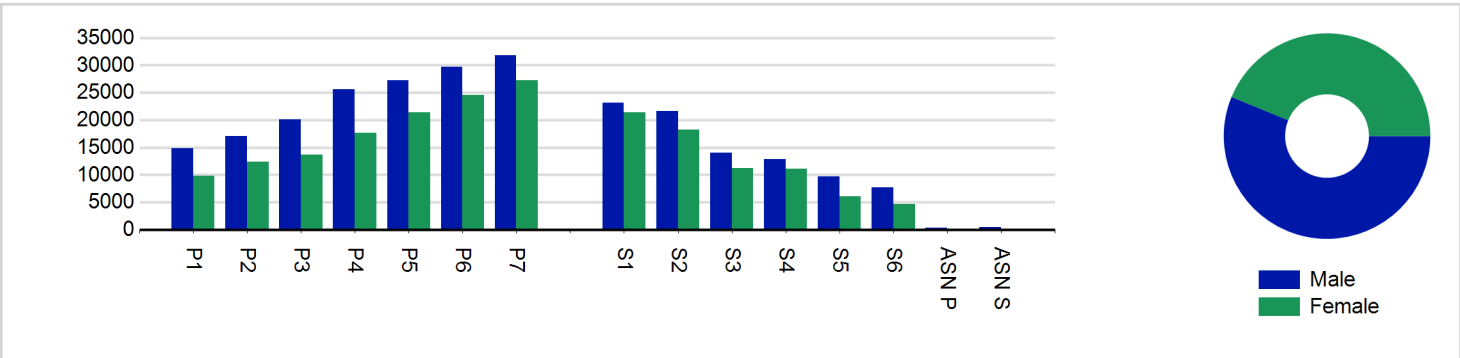
6. Deliverer Sessions are the 'visits' deliverers have made to activities. These figures do not represent the distinct deliverers, and should only be taken as indicative of delivery. Distinct deliverer information is only available at the local authority level.

7. School Roll details are taken from the Pupil Census as at September of the Academic Year. Summaries available at <http://www.gov.scot/topics/statistics/browse/school-education/datasets>

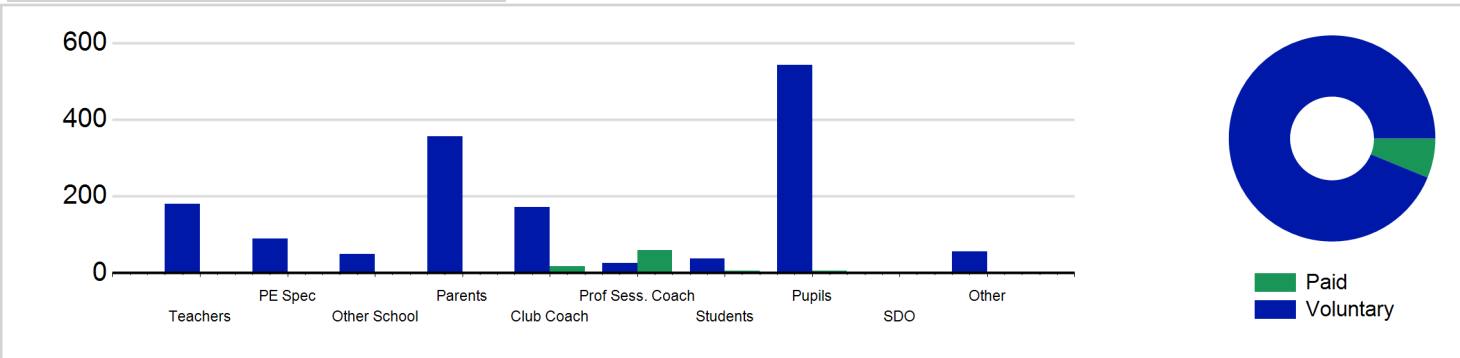
Participant Sessions¹ by School Type



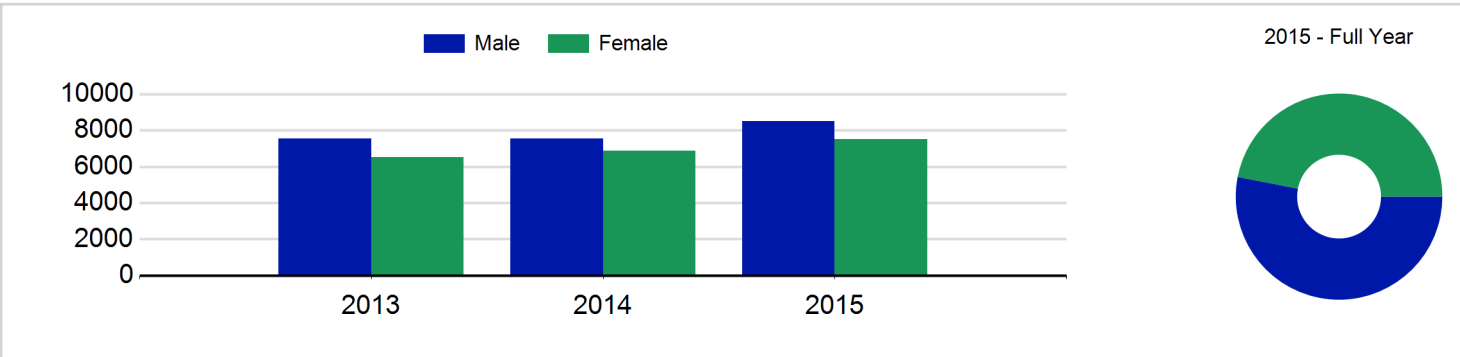
Participant Sessions¹ by Year Group and Gender



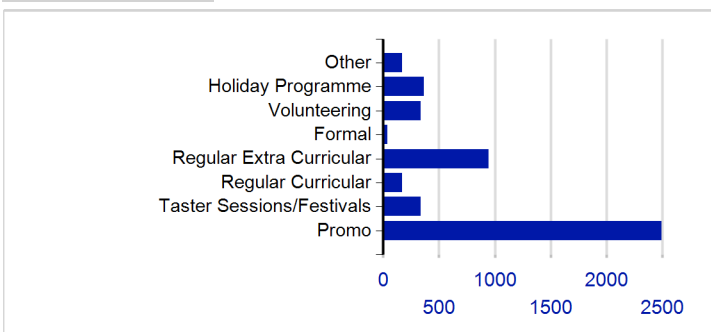
Distinct Deliverers



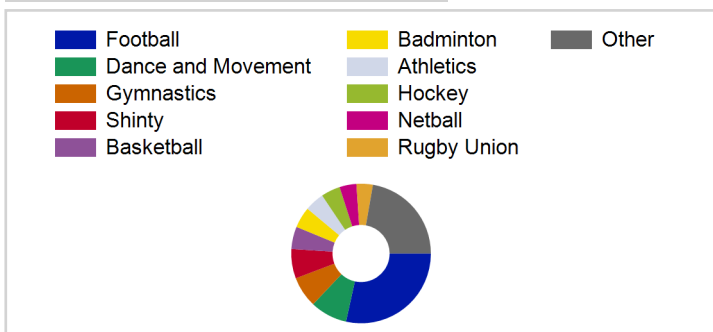
Distinct Participants² by Gender



School/Club Links



Top 10 Activities. by Participant Sessions¹



Term Report: Highland Council

Academic Year : 2015/2016, Term(s) : Full Year

Putting sport first

sportscotland
the national agency for sport

Participant Sessions¹ by Year Group and Gender

	Male	Female
P1	14,796	9,822
P2	17,042	12,317
P3	20,153	13,633
P4	25,644	17,668
P5	27,272	21,433
P6	29,716	24,556
P7	31,797	27,222
S1	23,091	21,363
S2	21,634	18,236
S3	14,039	11,202
S4	12,784	11,073
S5	9,644	6,037
S6	7,726	4,670
ASN P	345	89
ASN S	373	93
Total	256,056	199,414

Distinct Deliverers⁵ by Type

	Paid	Voluntary
Teachers		181
PE Spec	1	90
Other School	2	50
Parents	3	357
Club Coach	18	171
Prof Sess. Coach	60	26
Students	5	38
Pupils	6	542
SDO	2	
Other	3	56
Total	100	1,511

Distinct Participants² by Gender

Male	8,523
Female	7,506
Total	16,029