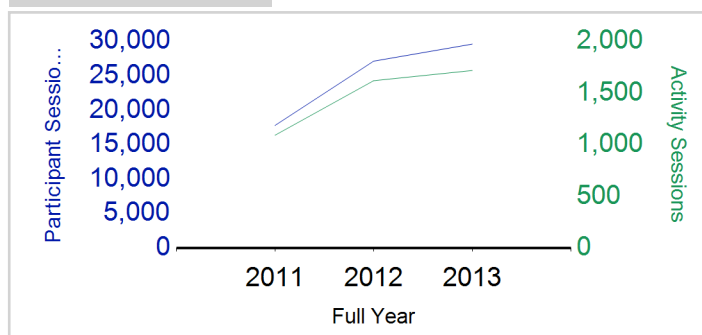


Term Report: Shetland Islands Council

Academic Year : 2013/2014, Term(s) : Full Year

Putting Sport First

sportscotland
 the national agency for sport
Participant Sessions¹

	2011 Full Year	2012 Full Year	2013 Full Year
Activity Sessions	1,092	1,620	1,719
% Purely voluntary	63%	69%	67%
Activity Session Blocks ²	174	212	246
Avg Activity Sessions / Blocks ³	6.3	7.6	7.0
Different Activities	31	33	37
Participant Sessions¹	17,804	27,142	29,621
% Female	48%	42%	44%
Distinct Deliverers⁴	125	151	115
% Volunteers	82%	84%	78%
Qualified Volunteers	44	58	35
Secondary Pupils	21	12	4
Total Deliverer Sessions ⁵	1,526	3,269	3,583
Avg Deliverers Sessions / Deliverer	12.2	21.6	31.2
School Club Links	166	213	269
Schools with at least 1 link	35	28	37
Clubs with at least 1 link	27	40	47

1. Participant Sessions are the 'visits' pupils have made to activities. These figures do not represent the distinct pupils, and should only be taken as indicative of participation

2. Activities are recorded in ASMO as 'Activity Session Blocks' which describe a group who meet to take part in an activity.

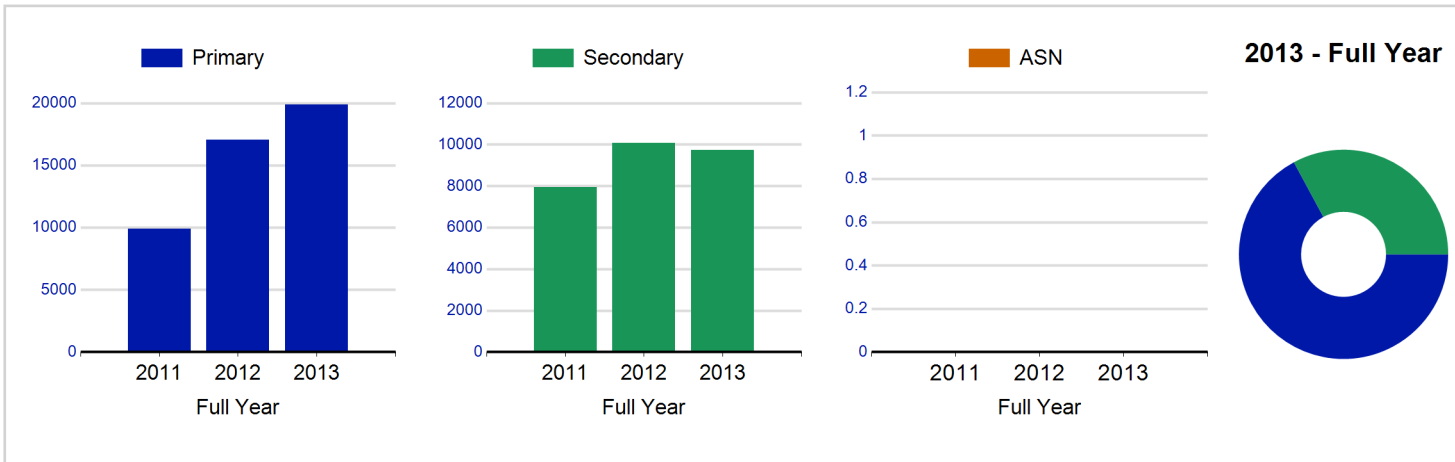
3. The Average Activity Sessions/Block figure shows the average length of a block (i.e. how many weeks did the average block run for?)

4. Distinct Deliverers are deliverers who have delivered at least one session of Active Schools supported activity across the selected year/term.

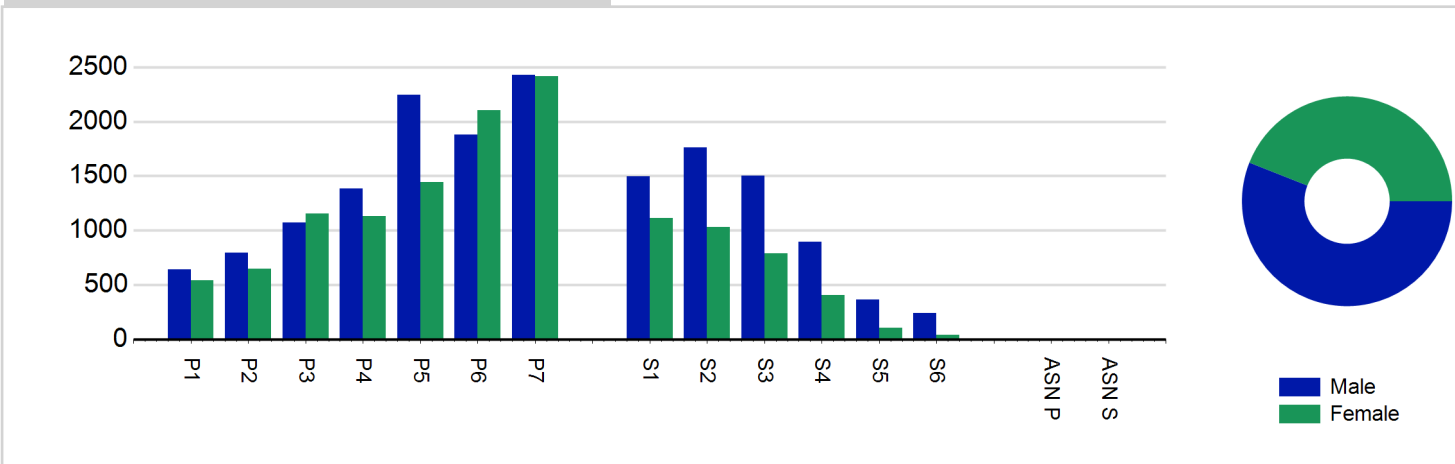
5. Deliverer Sessions are the 'visits' deliverers have made to activities. These figures do not represent the distinct deliverers, and should only be taken as indicative of delivery. Distinct deliverer information is only available at the local authority level.

6. Figures with N/A are not available for the 2008-11 phase of Active Schools. Charts which refer to information pre 2011 will show a huge increase from 0 – this is because we cannot include any 2008-2011 data at this level.

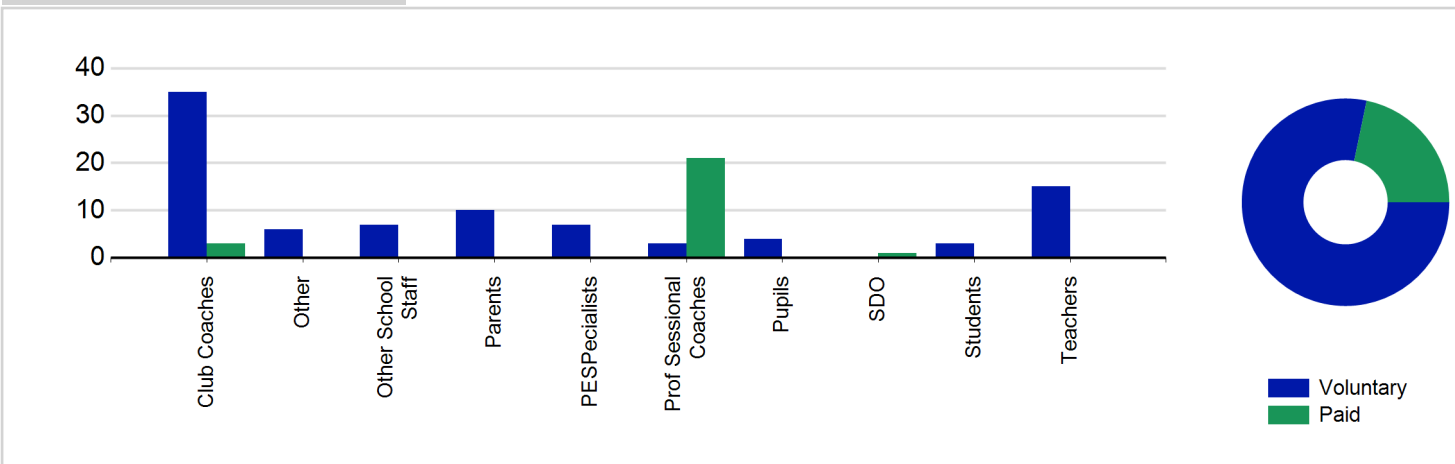
Participant Sessions¹ by School Type



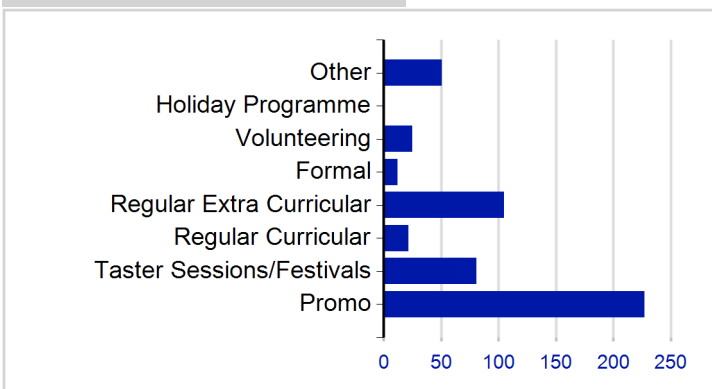
Participant Sessions¹ by Year Group and Gender



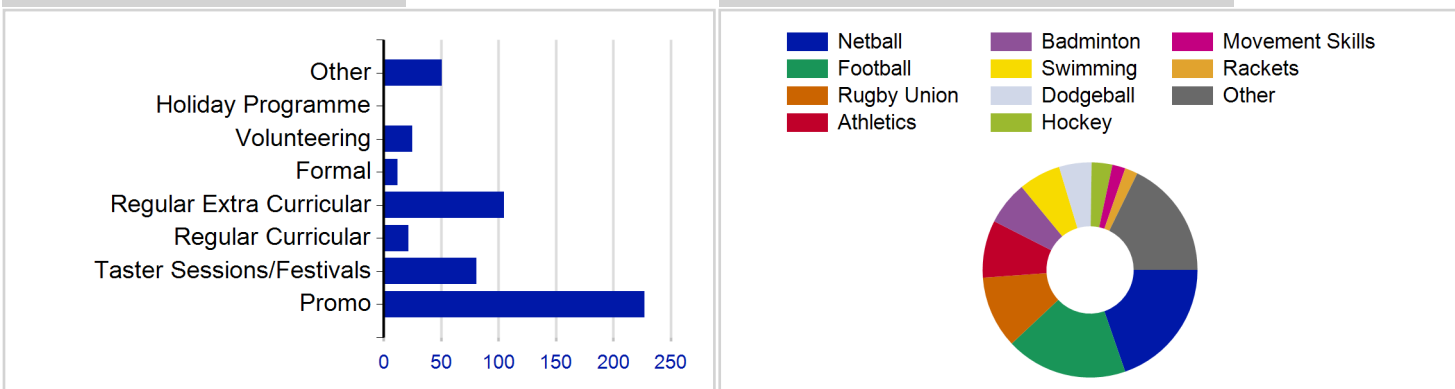
Distinct Deliverers⁴



School/Club Links



Top 10 Activities by Participant Sessions¹



Term Report: Shetland Islands Council

Academic Year : 2013/2014, Term(s) : Full Year

Putting Sport First

sportscotland
the national agency for sport

Participant Sessions 7 by Yeargroup and Gender

	Male	Female
P1	639	542
P2	793	649
P3	1,073	1,156
P4	1,386	1,132
P5	2,244	1,441
P6	1,882	2,104
P7	2,427	2,416
S1	1,495	1,114
S2	1,759	1,030
S3	1,503	787
S4	892	407
S5	366	106
S6	238	40
ASN P	0	0
ASN S	0	0
Total	16,697	12,924

Distinct Deliverers 4 by Type

	Paid	Voluntary
Parents	0	10
Teachers	0	15
PESpecialists	0	7
Other School Staff	0	7
Club Coaches	3	35
Prof Sessional Coaches	21	3
Students	0	3
Pupils	0	4
SDO	1	0
Other	0	6
Total	25	90