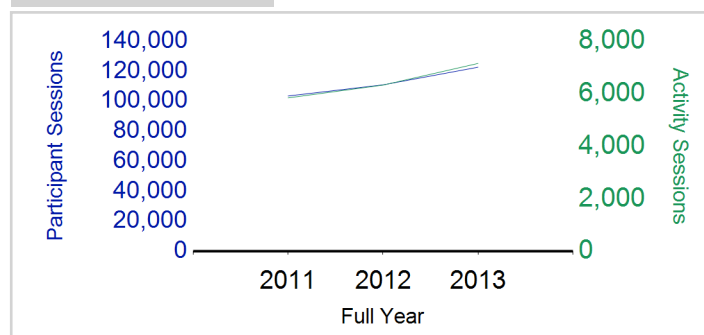


Term Report: Argyll & Bute Council

Academic Year : 2013/2014, Term(s) : Full Year

Putting Sport First

sportscotland
 the national agency for sport
Participant Sessions¹

	2011 Full Year	2012 Full Year	2013 Full Year
Activity Sessions	5,852	6,340	7,163
% Purely voluntary	85%	84%	84%
Activity Session Blocks ²	673	797	879
Avg Activity Sessions / Blocks ³	8.7	8.0	8.1
Different Activities	46	46	52
Participant Sessions¹	103,655	111,102	122,848
% Female	39%	40%	39%
Distinct Deliverers⁴	384	471	579
% Volunteers	95%	92%	94%
Qualified Volunteers	203	317	322
Secondary Pupils	86	115	139
Total Deliverer Sessions ⁵	11,547	11,958	14,170
Avg Deliverers Sessions / Deliverer	30.1	25.4	24.5
School Club Links	413	397	474
Schools with at least 1 link	85	86	87
Clubs with at least 1 link	96	88	102

1. Participant Sessions are the 'visits' pupils have made to activities. These figures do not represent the distinct pupils, and should only be taken as indicative of participation

2. Activities are recorded in ASMO as 'Activity Session Blocks' which describe a group who meet to take part in an activity.

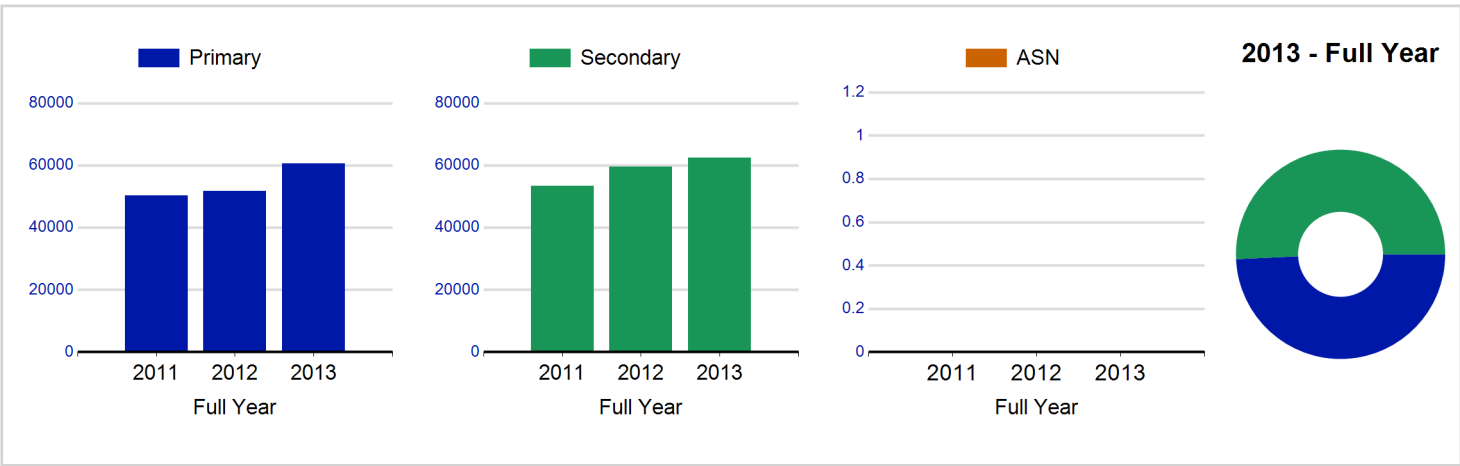
3. The Average Activity Sessions/Block figure shows the average length of a block (i.e. how many weeks did the average block run for?)

4. Distinct Deliverers are deliverers who have delivered at least one session of Active Schools supported activity across the selected year/term.

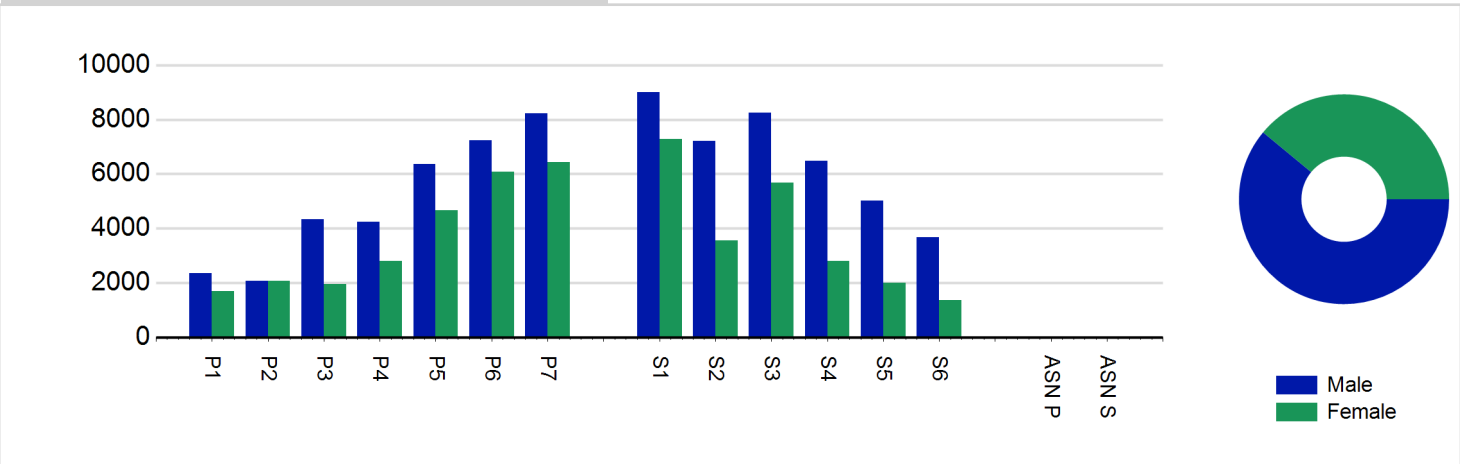
5. Deliverer Sessions are the 'visits' deliverers have made to activities. These figures do not represent the distinct deliverers, and should only be taken as indicative of delivery. Distinct deliverer information is only available at the local authority level.

6. Figures with N/A are not available for the 2008-11 phase of Active Schools. Charts which refer to information pre 2011 will show a huge increase from 0 – this is because we cannot include any 2008-2011 data at this level.

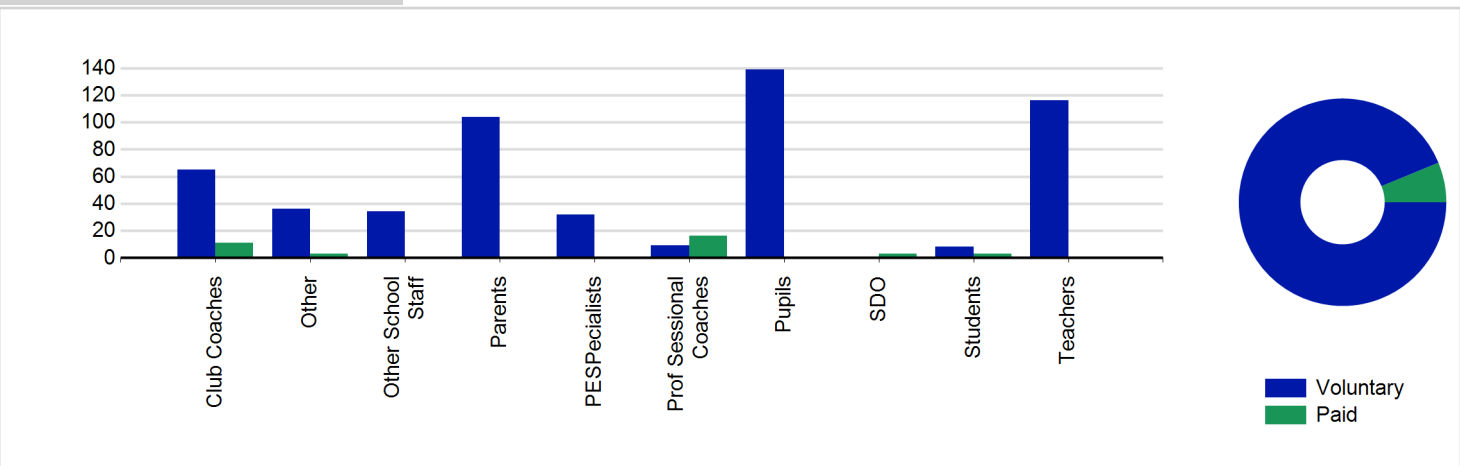
Participant Sessions¹ by School Type



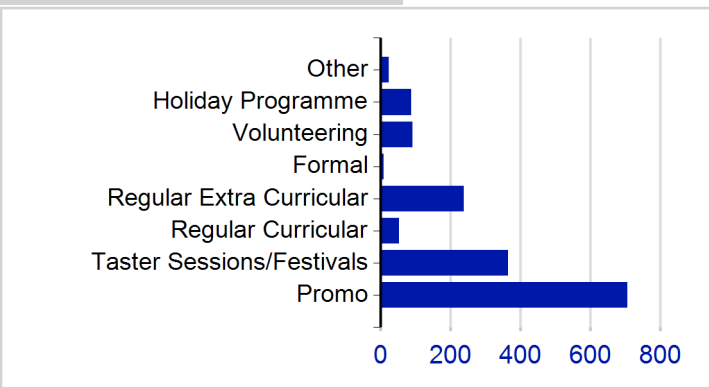
Participant Sessions¹ by Year Group and Gender



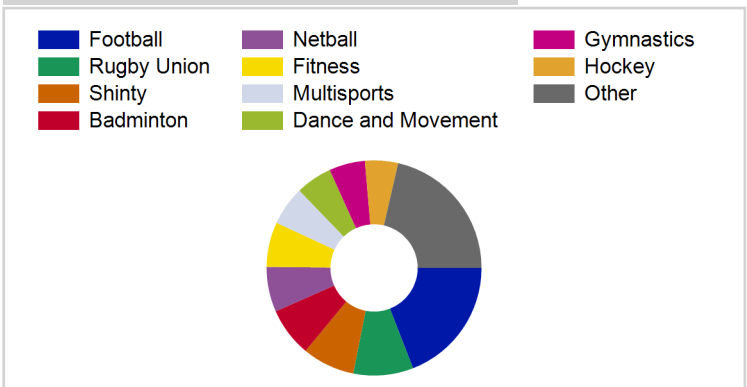
Distinct Deliverers⁴



School/Club Links



Top 10 Activities by Participant Sessions¹



Term Report: Argyll & Bute Council

Academic Year : 2013/2014, Term(s) : Full Year

Putting Sport First

sportscotland
the national agency for sport

Participant Sessions¹ by Yeargroup and Gender

	Male	Female
P1	2,357	1,695
P2	2,074	2,076
P3	4,329	1,958
P4	4,248	2,792
P5	6,350	4,668
P6	7,245	6,083
P7	8,217	6,428
S1	9,008	7,277
S2	7,212	3,564
S3	8,252	5,666
S4	6,472	2,806
S5	5,015	2,003
S6	3,682	1,371
ASN P	0	0
ASN S	0	0
Total	74,461	48,387

Distinct Deliverers⁴ byType

	Paid	Voluntary
Parents	0	104
Teachers	0	116
PESpecialists	0	32
Other School Staff	0	34
Club Coaches	11	65
Prof Sessional Coaches	16	9
Students	3	8
Pupils	0	139
SDO	3	0
Other	3	36
Total	36	543