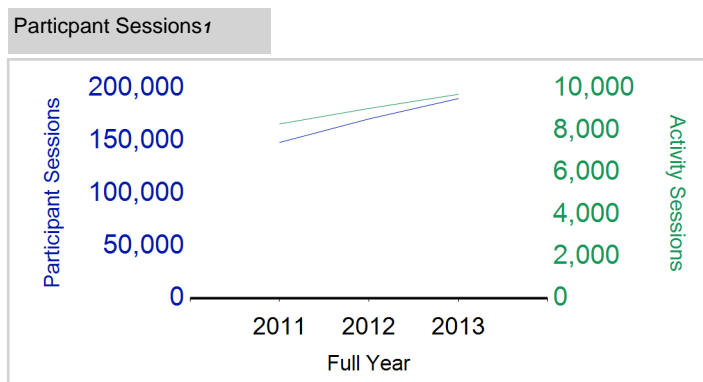


Term Report: Renfrewshire Council

Academic Year : 2013/2014, Term(s) : Full Year

Putting Sport First

sportscotland
 the national agency for sport


	2011 Full Year	2012 Full Year	2013 Full Year
Activity Sessions	8,310	9,049	9,722
% Purely voluntary	46%	54%	51%
Activity Session Blocks ²	1,119	1,216	1,339
Avg Activity Sessions / Blocks ³	7.4	7.4	7.3
Different Activities	45	43	42
Participant Sessions¹	148,592	171,016	190,379
% Female	50%	47%	47%
Distinct Deliverers⁴	364	394	612
% Volunteers	88%	88%	83%
Qualified Volunteers	249	252	323
Secondary Pupils	136	144	249
Total Deliverer Sessions ⁵	13,970	17,379	19,270
Avg Deliverers Sessions / Deliverer	38.4	44.1	31.5
School Club Links	342	379	377
Schools with at least 1 link	62	63	63
Clubs with at least 1 link	49	48	44

1. Participant Sessions are the 'visits' pupils have made to activities. These figures do not represent the distinct pupils, and should only be taken as indicative of participation

2. Activities are recorded in ASMO as 'Activity Session Blocks' which describe a group who meet to take part in an activity.

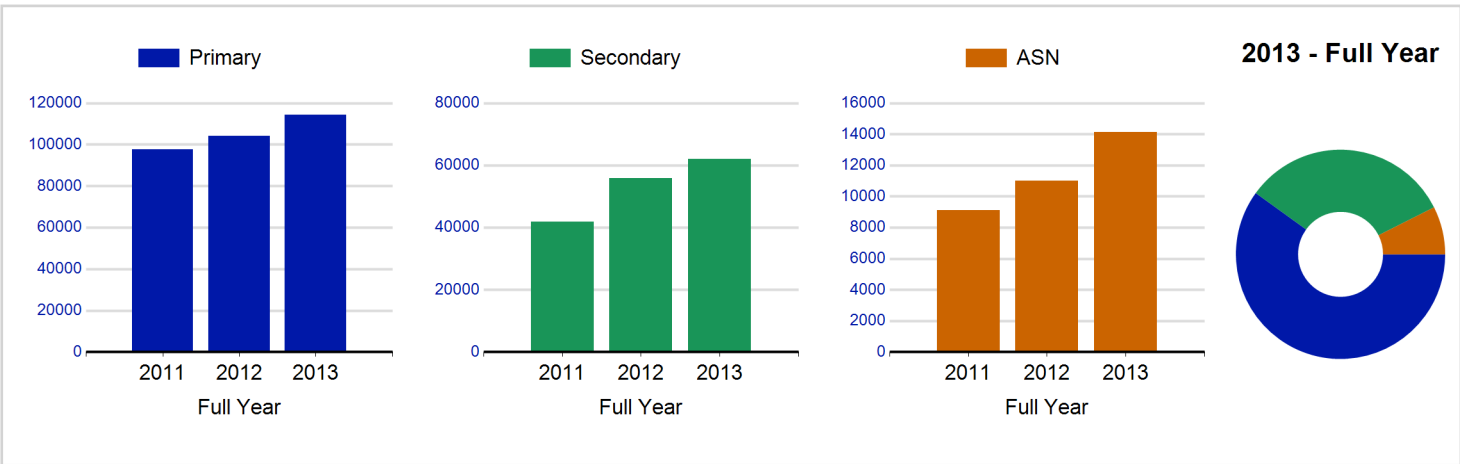
3. The Average Activity Sessions/Block figure shows the average length of a block (i.e. how many weeks did the average block run for?)

4. Distinct Deliverers are deliverers who have delivered at least one session of Active Schools supported activity across the selected year/term.

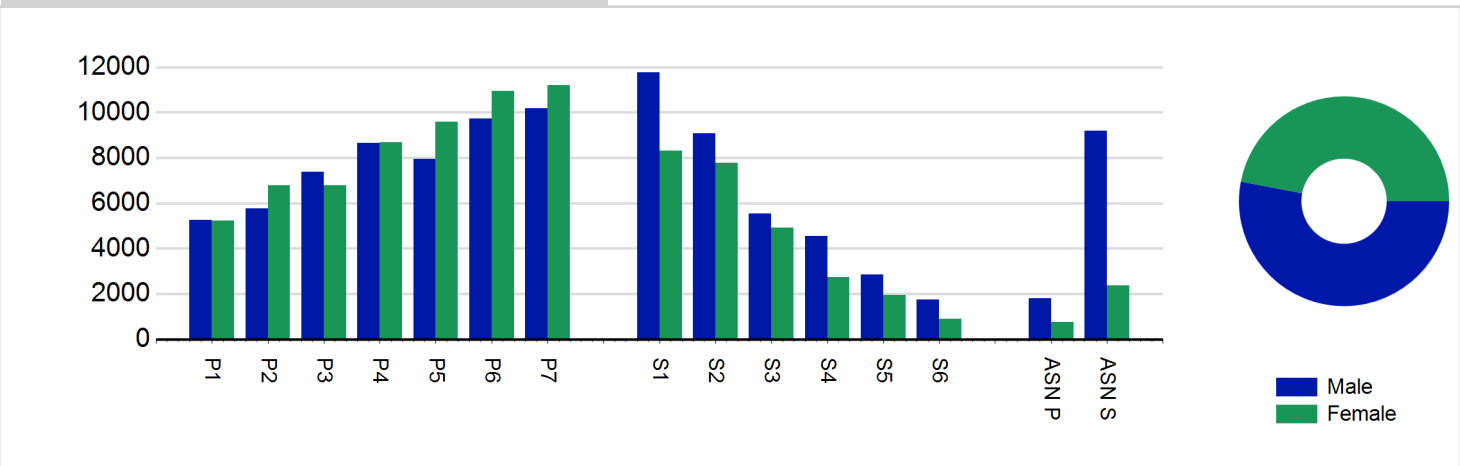
5. Deliverer Sessions are the 'visits' deliverers have made to activities. These figures do not represent the distinct deliverers, and should only be taken as indicative of delivery. Distinct deliverer information is only available at the local authority level.

6. Figures with N/A are not available for the 2008-11 phase of Active Schools. Charts which refer to information pre 2011 will show a huge increase from 0 – this is because we cannot include any 2008-2011 data at this level.

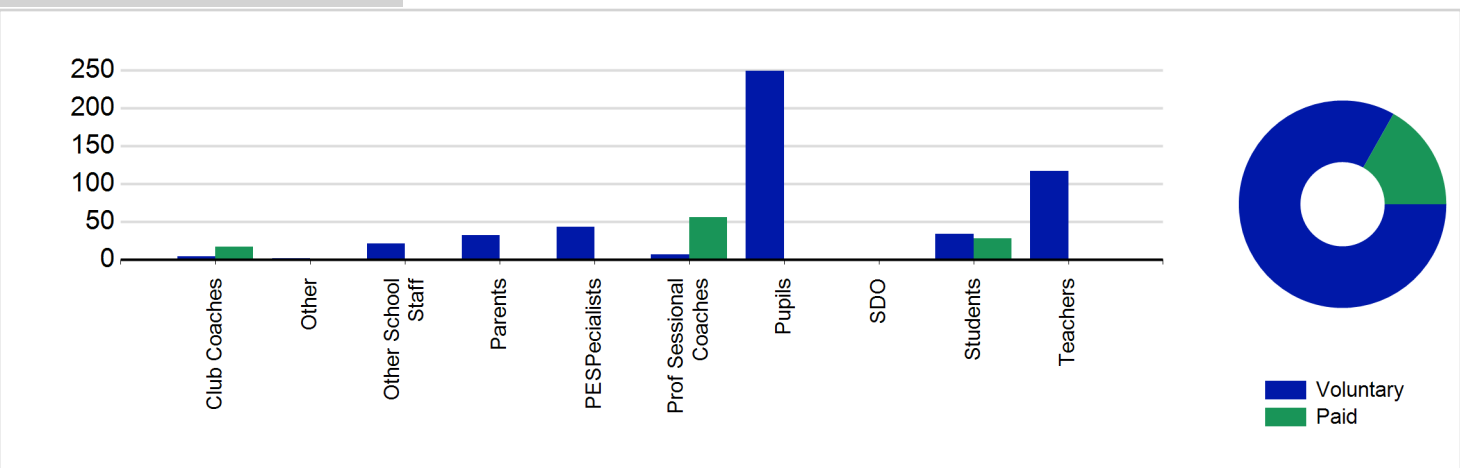
Participant Sessions¹ by School Type



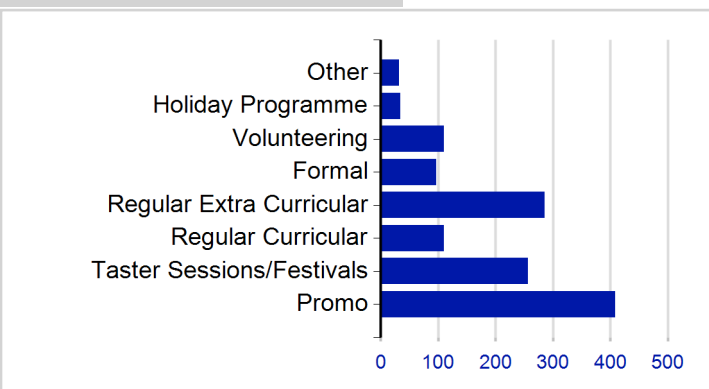
Participant Sessions¹ by Year Group and Gender



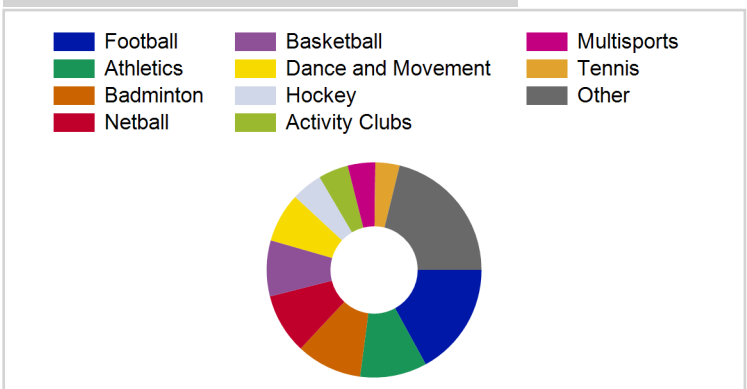
Distinct Deliverers⁴



School/Club Links



Top 10 Activities by Participant Sessions¹



Term Report: Renfrewshire Council

Academic Year : 2013/2014, Term(s) : Full Year

Putting Sport First

sportscotland
the national agency for sport

Participant Sessions 7 by Yeargroup and Gender

	Male	Female
P1	5,248	5,239
P2	5,765	6,795
P3	7,388	6,794
P4	8,661	8,668
P5	7,940	9,596
P6	9,729	10,936
P7	10,182	11,214
S1	11,769	8,322
S2	9,066	7,764
S3	5,540	4,921
S4	4,557	2,728
S5	2,849	1,936
S6	1,755	894
ASN P	1,810	765
ASN S	9,190	2,358
Total	101,449	88,930

Distinct Deliverers 4 by Type

	Paid	Voluntary
Parents	0	32
Teachers	0	117
PESpecialists	0	43
Other School Staff	0	21
Club Coaches	17	4
Prof Sessional Coaches	56	7
Students	28	34
Pupils	0	249
SDO	1	0
Other	1	2
Total	103	509