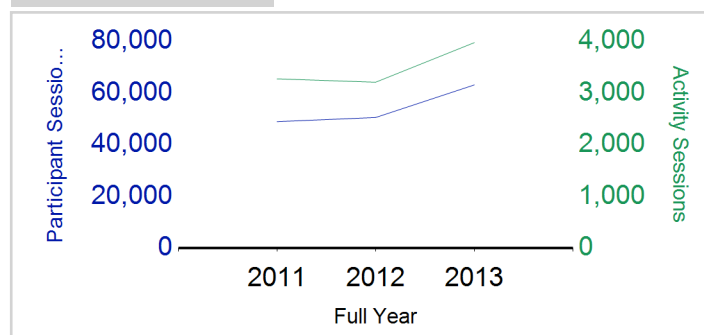


Term Report: Moray Council

Academic Year : 2013/2014, Term(s) : Full Year

Putting Sport First

sportscotland
 the national agency for sport
Participant Sessions¹

	2011 Full Year	2012 Full Year	2013 Full Year
Activity Sessions	3,276	3,211	3,978
% Purely voluntary	61%	64%	66%
Activity Session Blocks ²	393	405	500
Avg Activity Sessions / Blocks ³	8.3	7.9	8.0
Different Activities	33	38	42
Participant Sessions¹	48,941	50,543	63,177
% Female	50%	49%	51%
Distinct Deliverers⁴	259	417	440
% Volunteers	90%	89%	92%
Qualified Volunteers	140	172	216
Secondary Pupils	22	49	66
Total Deliverer Sessions ⁵	8,000	8,145	9,235
Avg Deliverers Sessions / Deliverer	30.9	19.5	21.0
School Club Links	372	449	469
Schools with at least 1 link	53	53	53
Clubs with at least 1 link	60	66	72

1. Participant Sessions are the 'visits' pupils have made to activities. These figures do not represent the distinct pupils, and should only be taken as indicative of participation

2. Activities are recorded in ASMO as 'Activity Session Blocks' which describe a group who meet to take part in an activity.

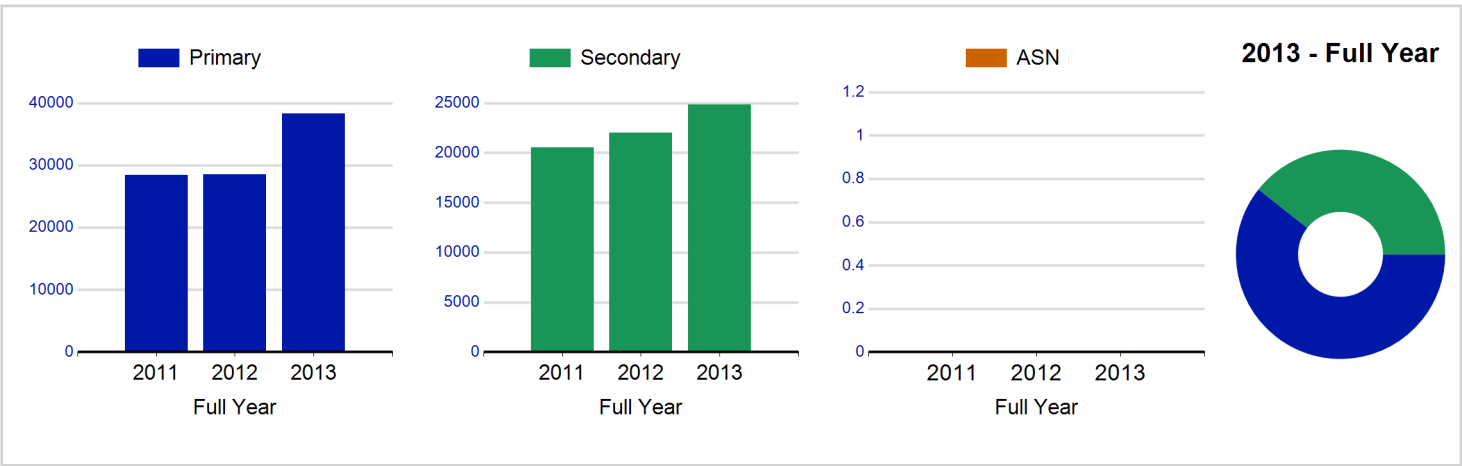
3. The Average Activity Sessions/Block figure shows the average length of a block (i.e. how many weeks did the average block run for?)

4. Distinct Deliverers are deliverers who have delivered at least one session of Active Schools supported activity across the selected year/term.

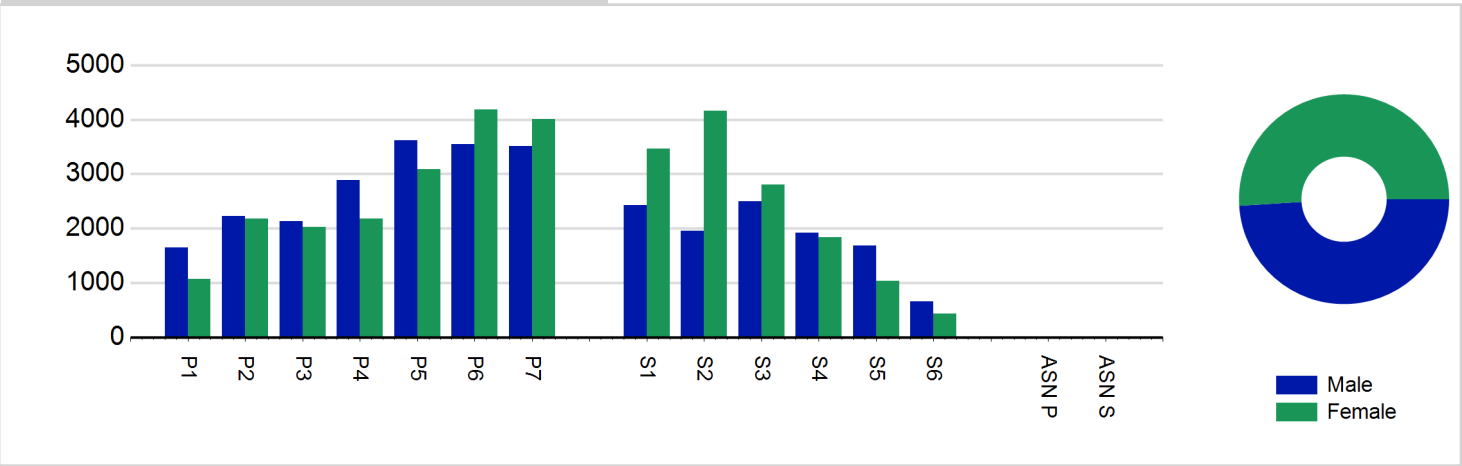
5. Deliverer Sessions are the 'visits' deliverers have made to activities. These figures do not represent the distinct deliverers, and should only be taken as indicative of delivery. Distinct deliverer information is only available at the local authority level.

6. Figures with N/A are not available for the 2008-11 phase of Active Schools. Charts which refer to information pre 2011 will show a huge increase from 0 – this is because we cannot include any 2008-2011 data at this level.

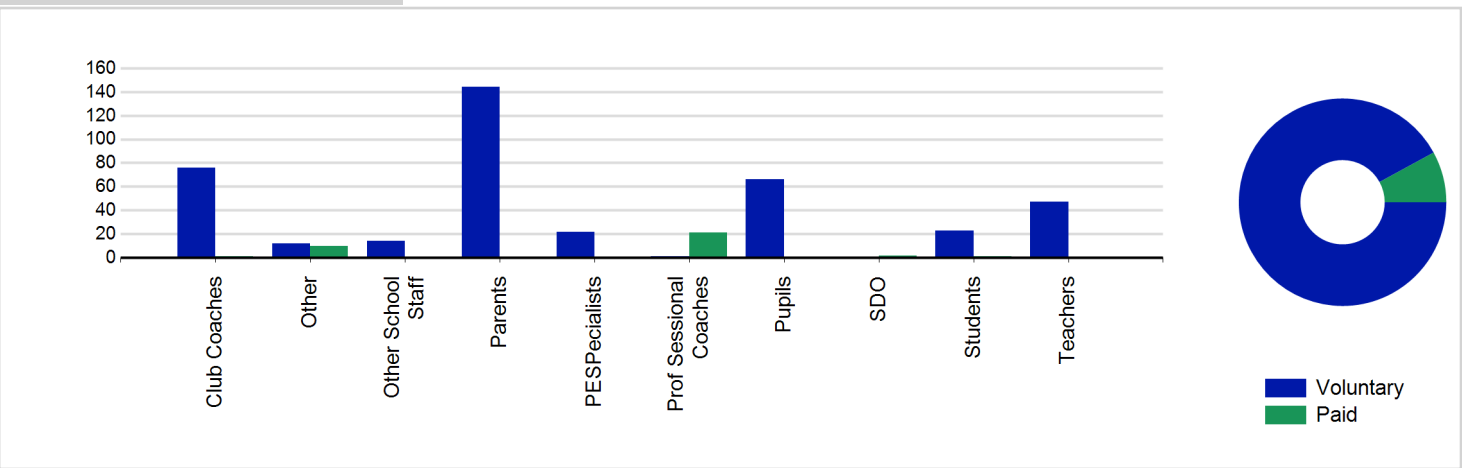
Participant Sessions¹ by School Type



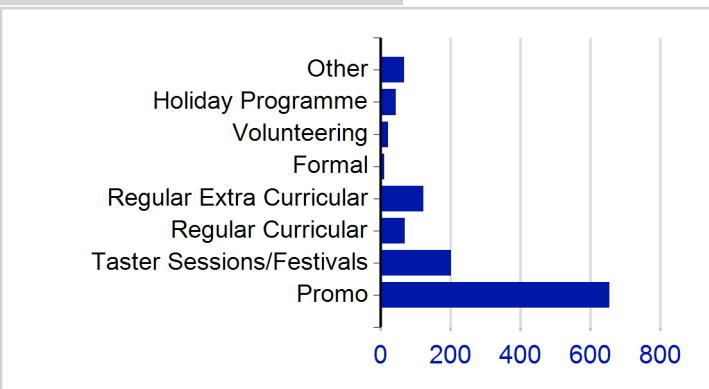
Participant Sessions¹ by Year Group and Gender



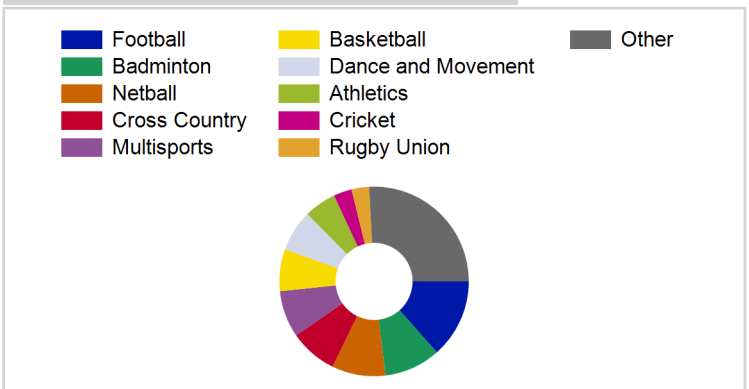
Distinct Deliverers⁴



School/Club Links



Top 10 Activities by Participant Sessions¹



Term Report: Moray Council

Academic Year : 2013/2014, Term(s) : Full Year

Putting Sport First

sportscotland
the national agency for sport

Participant Sessions 7 by Yeargroup and Gender

	Male	Female
P1	1,653	1,070
P2	2,229	2,175
P3	2,130	2,026
P4	2,889	2,183
P5	3,621	3,087
P6	3,552	4,189
P7	3,515	4,009
S1	2,428	3,458
S2	1,955	4,154
S3	2,498	2,803
S4	1,919	1,832
S5	1,682	1,037
S6	653	430
ASN P	0	0
ASN S	0	0
Total	30,724	32,453

Distinct Deliverers 4 by Type

	Paid	Voluntary
Parents	0	144
Teachers	0	47
PESpecialists	0	22
Other School Staff	0	14
Club Coaches	1	76
Prof Sessional Coaches	21	1
Students	1	23
Pupils	0	66
SDO	2	0
Other	10	12
Total	35	405