

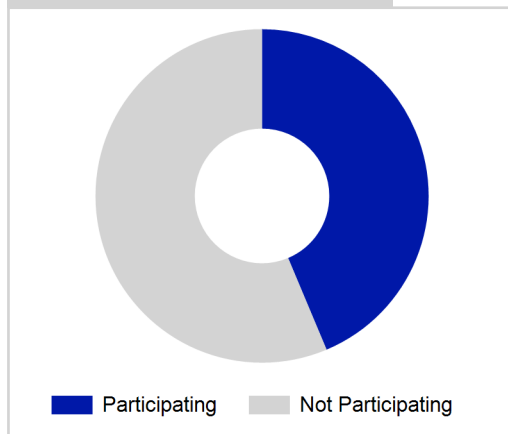
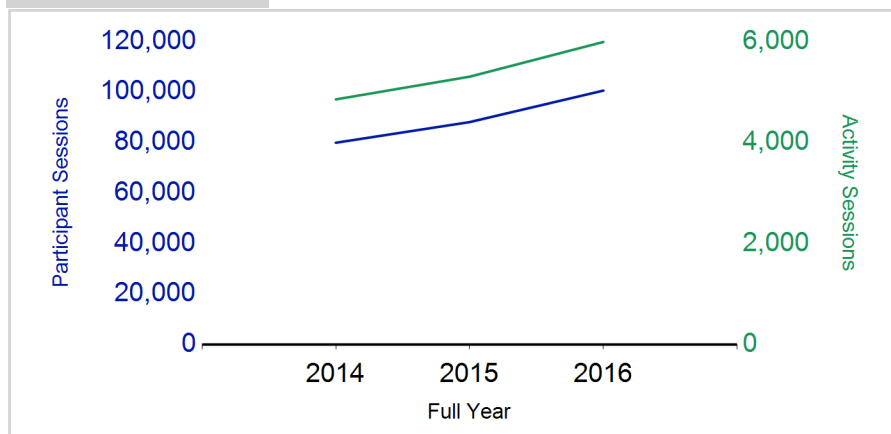
Term Report: West Dunbartonshire Council

Academic Year : 2016/2017, Term(s) : Full Year

Putting sport first

sportscotland
the national agency for sport

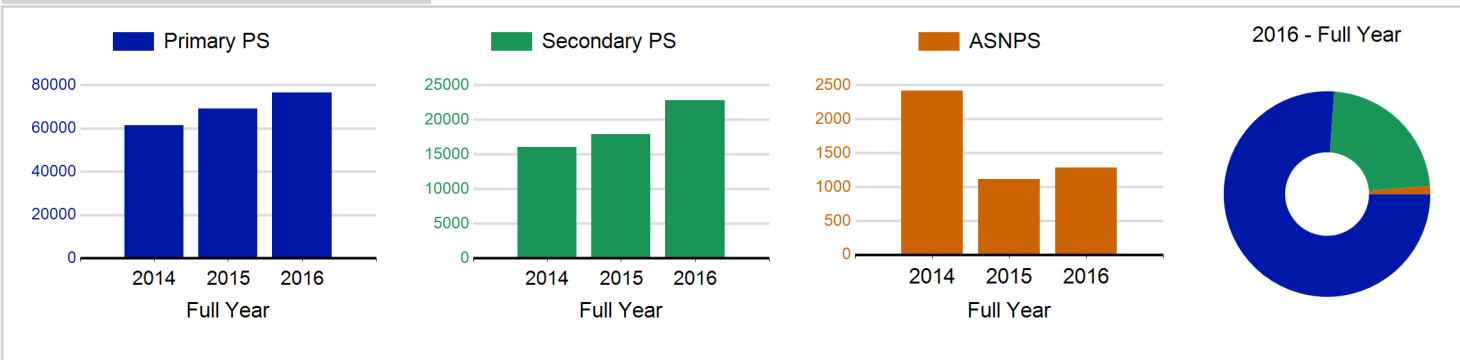
% School Roll Participating

Participant Sessions¹

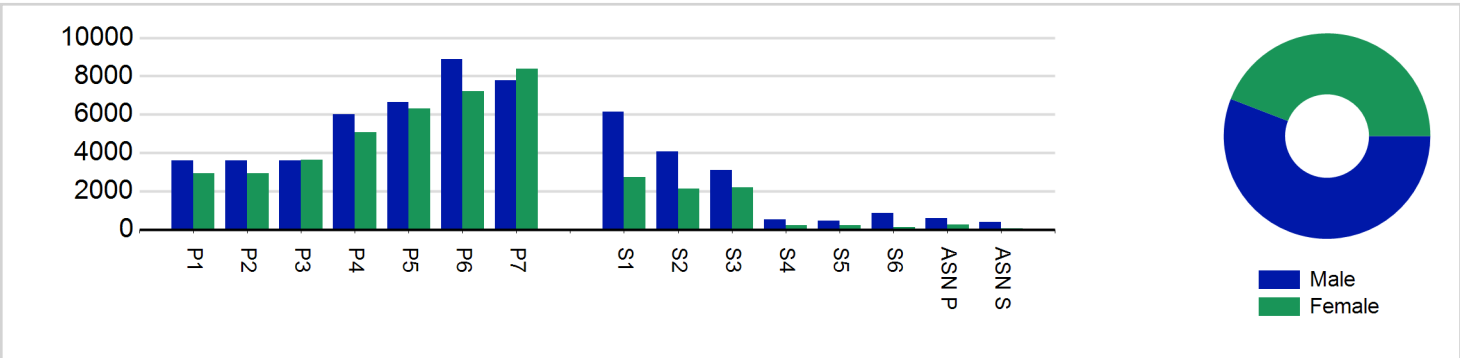
	2014 Full Year	2015 Full Year	2016 Full Year
Activity Sessions	4,854	5,304	5,992
% Purely voluntary	76%	72%	66%
Activity Session Blocks ³	672	735	814
Avg. Activity Sessions / Block ⁴	7.2	7.2	7.4
Different Activities	37	31	35
Participant Sessions¹	79,934	88,104	100,591
% Female	47%	44%	44%
Distinct Participants²	4,959	5,587	5,724
Total School Roll	12,365	12,405	12,405
% Participating	40%	45%	46%
Distinct Deliverers⁵	359	374	360
% Volunteers	91%	91%	91%
Qualified Volunteers	187	215	198
Secondary Pupils	69	55	48
Total Deliverer Sessions ⁶	8,470	9,657	10,459
Avg. Deliverers Sessions / Deliverers	23.6	25.8	29.1
School Club Links	123	229	219
Schools with at least one link	41	39	40
Clubs with at least one link	27	31	32

1. Participant Sessions are the 'visits' pupils have made to activities. These figures do not represent the distinct pupils, and should only be taken as indicative of participation.
 2. Distinct participants are pupils who have attended at least one session of Active Schools supported activity across the selected year/term (whether this was in a single or multiple school activity).
 3. Activities are recorded in ASMO as 'Activity Session Blocks' which describe a group who meet to take part in an activity.
 4. The Average Activity Sessions/Block figure shows the average length of a block (i.e. how many weeks did the average block run for?)
 5. Distinct Deliverers are deliverers who have delivered at least one session of Active Schools supported activity across the selected year/term.
 6. Deliverer Sessions are the 'visits' deliverers have made to activities. These figures do not represent the distinct deliverers, and should only be taken as indicative of delivery. Distinct deliverer information is only available at the local authority level.
 7. School Roll details are taken from the Pupil Census as at September of the Academic Year. Summaries available at <http://www.gov.scot/topics/statistics/browse/school-education/datasets>
 8. Distinct Participant data collection 2011 onwards

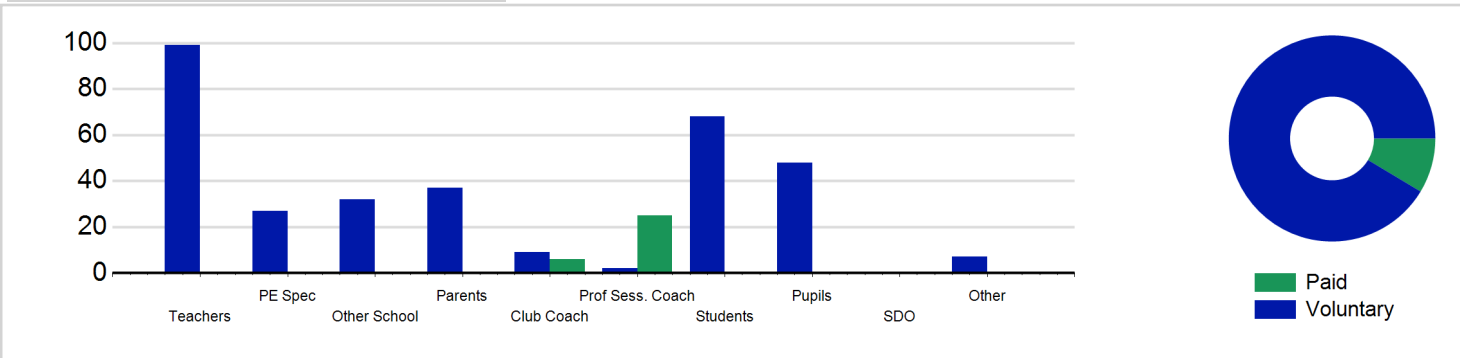
Participant Sessions¹ by School Type



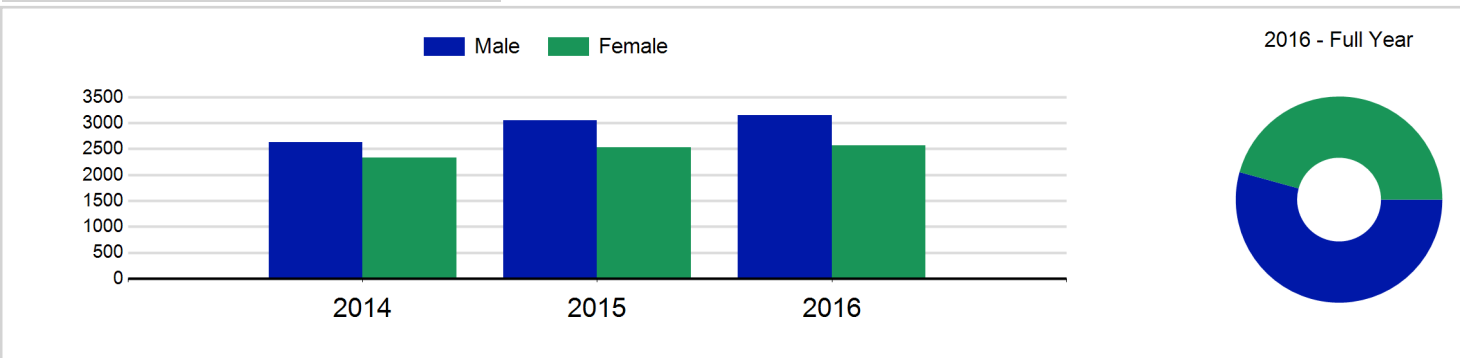
Participant Sessions¹ by Year Group and Gender



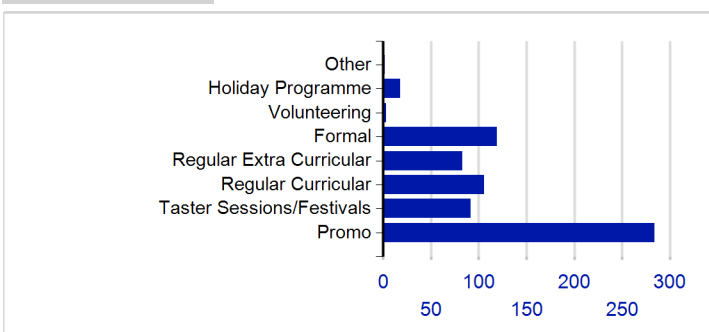
Distinct Deliverers



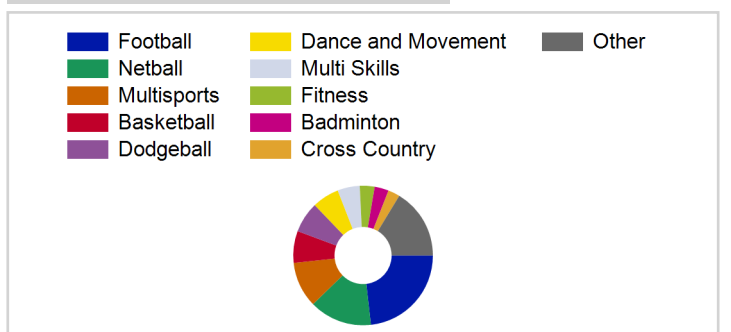
Distinct Participants² by Gender



School/Club Links



Top 10 Activities. by Participant Sessions¹



Term Report: West Dunbartonshire Council

Academic Year : 2016/2017, Term(s) : Full Year

Putting sport first

sportscotland
the national agency for sport

Participant Sessions¹ by Year Group and Gender

	Male	Female
P1	3,594	2,934
P2	3,595	2,929
P3	3,588	3,648
P4	6,010	5,085
P5	6,643	6,296
P6	8,879	7,197
P7	7,773	8,375
S1	6,146	2,724
S2	4,079	2,141
S3	3,104	2,189
S4	519	213
S5	460	210
S6	856	124
ASN P	579	255
ASN S	385	61
Total	56,210	44,381

Distinct Deliverers⁵ by Type

	Paid	Voluntary
Teachers		99
PE Spec		27
Other School		32
Parents		37
Club Coach	6	9
Prof Sess. Coach	25	2
Students		68
Pupils		48
SDO		
Other		7
Total	31	329

Distinct Participants² by Gender

Male	3,151
Female	2,573
Total	5,724