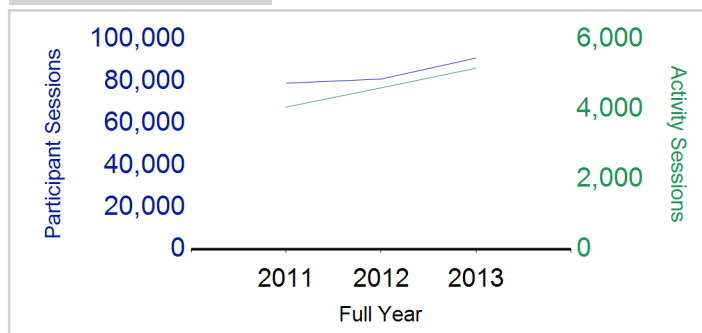


Term Report: West Dunbartonshire Council

Academic Year : 2013/2014, Term(s) : Full Year

Putting Sport First

sportscotland
 the national agency for sport
Participant Sessions¹

	2011 Full Year	2012 Full Year	2013 Full Year
Activity Sessions	4,066	4,618	5,180
% Purely voluntary	69%	66%	76%
Activity Session Blocks ²	509	587	685
Avg Activity Sessions / Blocks ³	8.0	7.9	7.6
Different Activities	32	32	30
Participant Sessions¹	79,186	81,171	91,146
% Female	55%	54%	51%
Distinct Deliverers⁴	287	345	358
% Volunteers	86%	85%	91%
Qualified Volunteers	180	198	216
Secondary Pupils	19	43	61
Total Deliverer Sessions ⁵	6,844	8,267	9,362
Avg Deliverers Sessions / Deliverer	23.8	24.0	26.2
School Club Links	164	147	132
Schools with at least 1 link	40	40	40
Clubs with at least 1 link	25	28	27

1. Participant Sessions are the 'visits' pupils have made to activities. These figures do not represent the distinct pupils, and should only be taken as indicative of participation

2. Activities are recorded in ASMO as 'Activity Session Blocks' which describe a group who meet to take part in an activity.

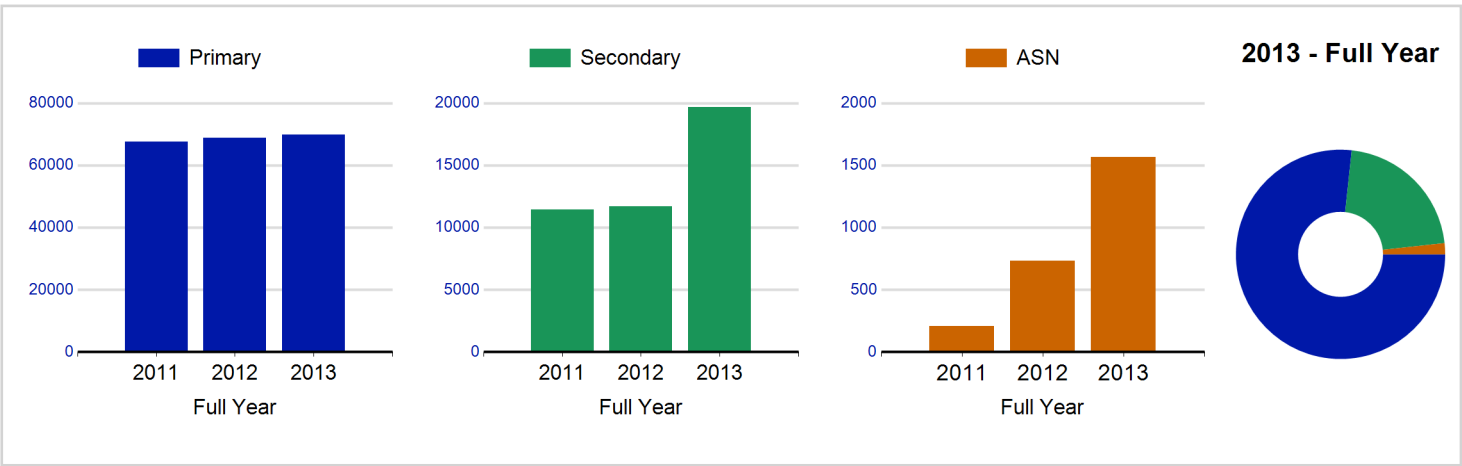
3. The Average Activity Sessions/Block figure shows the average length of a block (i.e. how many weeks did the average block run for?)

4. Distinct Deliverers are deliverers who have delivered at least one session of Active Schools supported activity across the selected year/term.

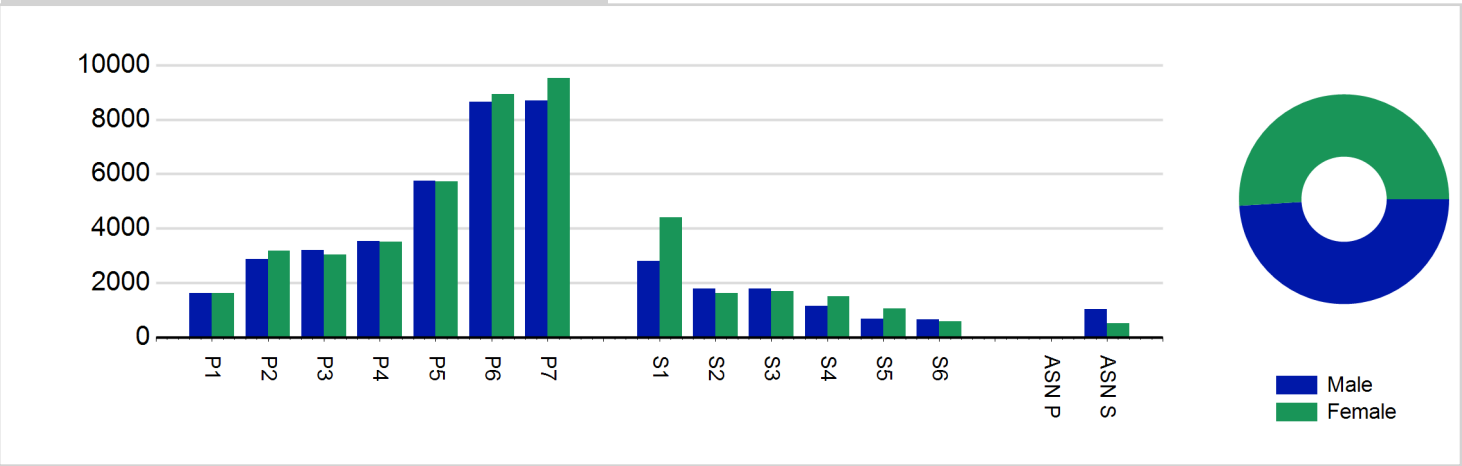
5. Deliverer Sessions are the 'visits' deliverers have made to activities. These figures do not represent the distinct deliverers, and should only be taken as indicative of delivery. Distinct deliverer information is only available at the local authority level.

6. Figures with N/A are not available for the 2008-11 phase of Active Schools. Charts which refer to information pre 2011 will show a huge increase from 0 – this is because we cannot include any 2008-2011 data at this level.

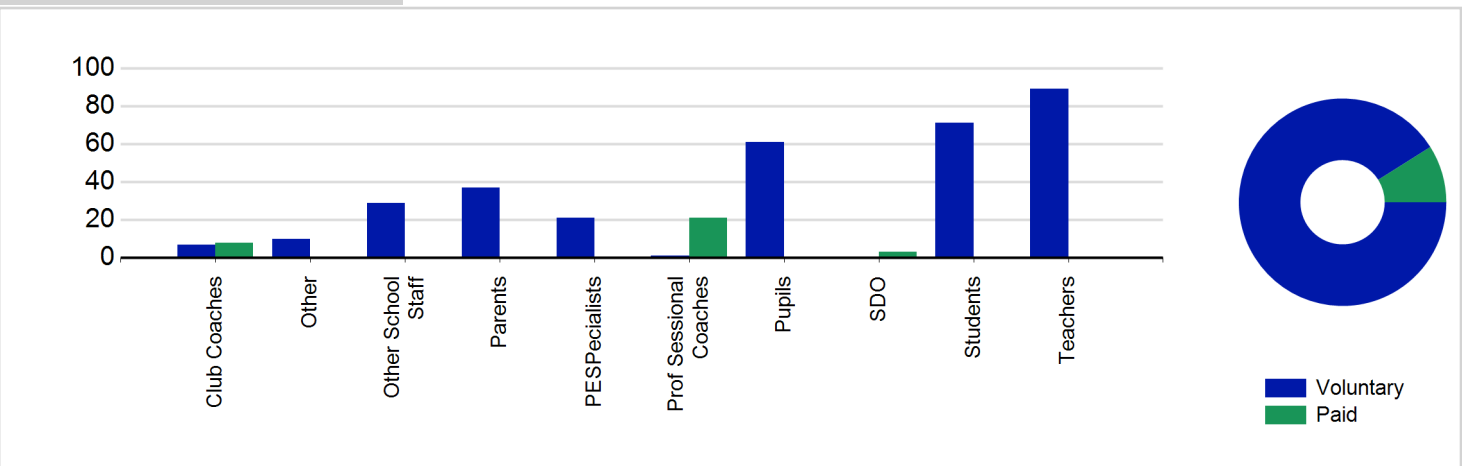
Participant Sessions¹ by School Type



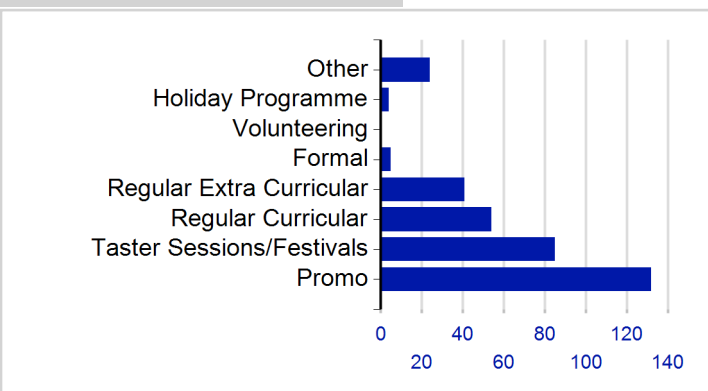
Participant Sessions¹ by Year Group and Gender



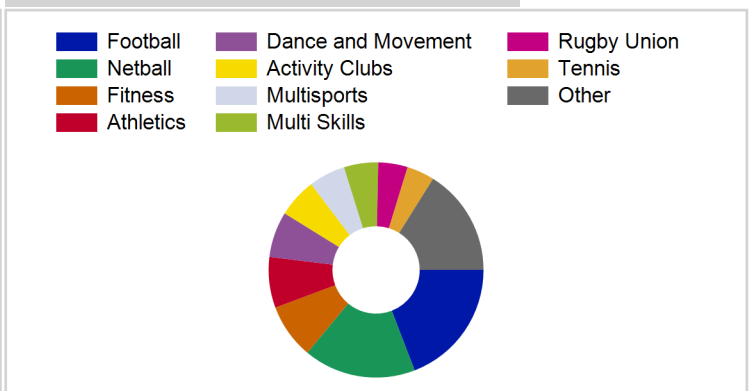
Distinct Deliverers⁴



School/Club Links



Top 10 Activities by Participant Sessions¹



Term Report: West Dunbartonshire Council

Academic Year : 2013/2014, Term(s) : Full Year

Putting Sport First

sportscotland
the national agency for sport

Participant Sessions 7 by Yeargroup and Gender

	Male	Female
P1	1,632	1,627
P2	2,878	3,179
P3	3,212	3,029
P4	3,541	3,511
P5	5,753	5,716
P6	8,656	8,944
P7	8,707	9,528
S1	2,804	4,393
S2	1,777	1,614
S3	1,776	1,694
S4	1,160	1,492
S5	681	1,057
S6	646	571
ASN P	26	0
ASN S	1,026	516
Total	44,275	46,871

Distinct Deliverers 4 by Type

	Paid	Voluntary
Parents	0	37
Teachers	0	89
PESpecialists	0	21
Other School Staff	0	29
Club Coaches	8	7
Prof Sessional Coaches	21	1
Students	0	71
Pupils	0	61
SDO	3	0
Other	0	10
Total	32	326